

Belmont County

4-H

HANDBOOK

SECTION





My 4-H RECORD

2023

This Handbook Belongs To:

This is my _____ Year in the 4-H Program

My Club Name: -----

My Club Advisor: -----

My Projects for This Year:

Awards/Accomplishments for This Year:

Committees/Offices/Groups I Was Part of For This Year:

Something Special I Want to Remember About This Year:



REMINDERS

.....

.....

.....

.....

.....

.....

.....



4-H Contact Info

Belmont County Extension Office Staff

Megan Watson	4-H Educator	(740) 695-1455 watson.1147@osu.edu
Sarah Galavich	4-H Program Assistant	(740) 695-1455 galavich.1@osu.edu
Jennie Ellis	Office Associate Finance & Program Support	(740) 695-1455 ellis.705@osu.edu
Dan Lima	ANR Educator	(740) 695-1455 lima.19@osu.edu
Lorriisa Dunfee	FCS Educator	(740) 695-1455 dunfee.54@osu.edu
Madysen Little	SNAP-Ed Educator	(740) 695-1455 little.582@osu.edu

Office Address

101 North Market Street
Suite A
St. Clairsville, OH 43950

DID YOU KNOW?

A New Extension Office
Building is Coming to the
Fairgrounds

Sometime in
2024

Website

<http://belmont.osu.edu>

4-H Main Advisor Directory

Carly Smith	Barnesville Bootscoters	740-238-1596
Amber Cawthorne	Barnyard Buddies	740-310-1296
Doug Schafer	Belmont County Shooting Sports	740-391-7145
Brenda Saffell	Bethesda Buckeyes	740-391-9274
Marjorie Josefczyk	Big 10 High Achievers	740-310-3260
Marissa Eikleberry	Bits-N-Bridles	740-338-7279
Becky Betts	Bonnie Beefers	740-484-4112
Mary Lou Barricklow	Barnesville Progressive Home Helpers (BPHH)	740-312-8247
Kimberly Jarrett	Country Buddies	740-310-7948
Beth Stephens	Country Sunshiners	740-391-0021
Crystal Phillips	Crazy Clovers	740-310-4456
Stacey Brown-Brocklehurst	High Meadows	412-390-5380
Debra Ogilbee	Indianola	740-310-7221
Alice Brown	Key Ridge Crafts & Critters	740-238-8766
Patty Henderson	Morristown Mountain Climbers	740-782-1916
Doty Toohey	Outsiders	740-310-1734
Ladonna Workman	Ridge Riders	740-676-5112
Becky Selmon	Shadyside Clovers	740-391-2853
Twila Fisher	Somerton Ridgerunners	740-238-1531
Vanessa Berhalter	Stallions	740-359-2279

4-H Helpful Links


<u>Link Name</u>	<u>Description</u>	<u>Address</u>
Belmont County Extension Website	Get information and resources for ALL three program areas of Extension – 4-H, ANR (Ag and Natural Resources), & FCS (Family and Consumer Sciences)	https://belmont.osu.edu/
Belmont County 4-H Website Page	Get 4-H specific information on this page	https://belmont.osu.edu/program-areas/4-h-youth-development
4-H Family Guide	This is your place to connect to our entire collection of Ohio 4-H project books for the year.	https://ohio4h.org/familyguide
Project Central	Preview Ohio 4-H project books and resources	https://projectcentral.ohio4h.org/
Belmont County Fair Website	Get information on the fair – including the Fair Tab, Ticket Info, Schedule and More...	https://www.belmontcountyfair.org/
Ohio State Fair Website	Get information on the Ohio State Fair	https://ohiostatefair.com/
4-H Still Projects @ The Ohio State Fair	Guidebook for Non-Livestock 4-H Events at the Ohio State Fair	https://ohio4h.org/nonlivestockguidebook
4-H Livestock @ The Ohio State Fair	Guidebook for Junior Fair Livestock Events at the Ohio State Fair	https://ohiostatefair.com/agriculturelivestock/
4-H Mall	The official shop to find all 4-H merchandise	https://shop4-h.org/
Extension Publication	Your resource to order 4-H publications Please note-you will pay retail price when ordering as an individual-Club Pricing will not apply.	https://extensionpubs.osu.edu/
Project Book Resource Page	Project Book and Digital Publication resource page	https://ohio4h.org/booksresources
Camp Piedmont Website	Information on Camp Piedmont – the camp historically used for Cloverbud Camp, Junior Camp and Shooting Sports Camp. Due to temporary circumstances-Junior Camp & Cloverbud Camp will be held at alternate locations for 2023.	https://4hcamppiedmont.osu.edu/
State 4-H Opportunities Webpage	Information on State 4-H Camps, Trips, Conferences and More-Check age requirement-varies per event	https://ohio4h.org/families/members/opportunities-and-more
Belmont County 4-H Handbook	Find the Electronic and PDF version of the 4-H Project Handbook – This Publication	https://belmont.osu.edu/program-areas/4-h-youth-development/4-h-handbooks-guides
Belmont County 4-H Facebook Page	Join to find out the latest information about the Belmont County 4-H Program	https://www.facebook.com/Belmont-County-4-H-Program-393755000805959

4-H Project Participation

Project Selection

Each year, 4-H members must choose at least one project to complete. 4-H projects are designed to help members explore topics of interest to them. Projects may also help members explore potential career fields. Each 4-H project provides a variety of educational experiences and helps members learn by doing. Members have opportunities to share what they learn through demonstrations at club meetings, county project judging events, and exhibition at the county fair.

Ohio has 4-H projects on many different topics such as Animals, Cooking, Creative Arts, Gardening, Healthy Living, And Natural Resources, just to name a few. The complete list of 4-H projects is available in the Ohio 4-H Family Guide, Print Copies are mailed to each "Enrolled" Family or a copy can be picked up at the Extension Office. Additionally, you can download a copy at <https://ohio4h.org/familyguide>



Ohio 4-H Project Central www.projectcentral.ohio4h.org is an online resource that allows you to preview project books and read reviews from other 4-H members who have taken the projects.

When choosing a project, it is important to consider your interests and abilities and the amount of time and resources required to complete the project.

Projects in the 4-H Family Guide and on 4-H Project Central are categorized as Beginner, Intermediate, or Advanced level projects and have recommended age ranges for each of these levels. You can take multiple projects in one year, but it is better to complete a smaller number of high-quality projects, than to take many projects and find that you don't have time to finish them.

Review the Project Guides in this Handbook to see if the project is a good pick for you!



4-H Still Projects - Areas of Interest

About 4-H	8
Cake Decorating	9
Clothing and Textiles	10
Companion Animals	11
Creative Arts - Miscellaneous.....	12
Engineering Excitement	13
Family Life	14
Food & Nutrition	15
Healthy Living	16
Home Living	17
Leadership	18
Natural Resources	19-21
Photography	22
Quilting	23
Self Determined - General	24
STEM - Science, Technology, Engineering, and Math	25-26
Tractor	27
Veterinary Science	31
Welding	28
Woodworking	29
Workforce Preparation	30
Writing	32

ABOUT 4-H

PROJECT GUIDE

1

Project Selection:

91 Discovering 4-H*

92 4-H Around the Globe



*NOT A STATE FAIR PROJECT--COUNTY LEVEL ONLY

Ways to Complete a Project:

- Attend Still Project Judging
 - Eligible for County Awards
 - Eligible for State Fair Participation
- Attend Still Project Make-Up Judging
 - INELIGIBLE for County Awards
 - INELIGIBLE for State Fair Participation
 - Projects Exhibited will receive a Participation Ribbon Only
- Arrange Club Advisor Review
 - INELIGIBLE for County Awards
 - INELIGIBLE for State Fair Participation
 - Projects Exhibited will receive a Participation Ribbon Only

2

All Non-Livestock Projects are Evaluated at Still Project Judging

Did You Know?

In order to be eligible to receive county fair Awards/Trophies, Grade Ribbons and the opportunity to go to State Fair, members are required to participate in Still Project Judging. This One-Day Event is typically held the first or second week of July -- Check with the Extension Office or Club Advisor for this year's date.



STILL PROJECT COUNTY JUDGING REQUIREMENTS

3

Display Options:

- Products - made as part of the project. Examples include something sewn, home decor items, or a woodworking item. No "Prepared Food Items" should be brought.
- Portfolios or Scrapbooks - showing experiences from the project activities.
- Posters - used to give an overview of the project as a whole or a small portion of a topic learned. Posters can be no larger than 22x28 (Standard Size) when using Poster or Foam Board or 36x48 for a Standard Tri-Fold Board.
- Presentations - These could include Power Point or other digital slide show presentations, a short video or a live demonstration. Presentations should be no longer than 2 minutes in length and on a display large enough for the judge to see. (Phone screens are not permitted as viewing device)

4

Display
Completed Project Book
One Page Report

(If Not Included In Project Book)



Project Book Requirements



County Judging Requirements

CAKE DECORATING

PROJECT GUIDE

1

Project Selection:

492B Cake Decorating Beginner

492I Cake Decorating Intermediate

492A Cake Decorating Advanced



Ways to Complete a Project:

- Attend Still Project Judging
 - Eligible for County Awards
 - Eligible for State Fair Participation
- Attend Still Project Make-Up Judging
 - INELIGIBLE for County Awards
 - INELIGIBLE for State Fair Participation
 - Projects Exhibited will receive a Participation Ribbon Only
- Arrange Club Advisor Review
 - INELIGIBLE for County Awards
 - INELIGIBLE for State Fair Participation
 - Projects Exhibited will receive a Participation Ribbon Only

2

All Non-Livestock Projects are Evaluated at Still Project Judging

Did You Know?

In order to be eligible to receive county fair Awards/Trophies, Grade Ribbons and the opportunity to go to State Fair, members are required to participate in Still Project Judging. This One-Day Event is typically held the first or second week of July -- Check with the Extension Office or Club Advisor for this year's date.



STILL PROJECT COUNTY JUDGING REQUIREMENTS

3

Display Options:

- Portfolios or Scrapbooks - showing experiences from the project activities.
- Posters - used to give an overview of the project as a whole or a small portion of a topic learned. Posters can be no larger than 22x28 (Standard Size) when using Poster or Foam Board or 36x48 for a Standard Tri-Fold Board.
- Presentations - These could include Power Point or other digital slide show presentations, a short video or a live demonstration. Presentations should be no longer than 2 minutes in length and on a display large enough for the judge to see. (Phone screens are not permitted as viewing device)

TAKE NOTE

Decorated Cake

- Cake Decorating participants may decorate an actual cake, cupcake, or use a Styrofoam base for the cake decorated.
- Skills used on cakes should only be those in the current and previous checklist that the participant is completing.
- Cakes may not exceed 4 tiers.
- Cakes must be carried into the judging area by the 4-H member. No carts, wagons or other transportation devices may be used to bring the cake to the judging area.

4

Display
Decorated Cake
Pictures of 3 Other Cakes
Completed Project Book
One Page Report

(If Not Included In Project Book)



Project Book Requirements



County Judging Requirements

STATE FAIR
CREATIVE ARTS DAY 2

CLOTHING & TEXTILE

PROJECT GUIDE

1

Project Selection:

BEGINNER

407 Accessories for Teens

409 Sew Fun

410 Designed By Me

413 Sundresses and Jumpers

419 Terrific Tops

INTERMEDIATE

411 Em-bel-ish

412 Sew for Others

415 Ready, Set, Sew Active!

418 Loungewear

424 Clothing for Middle School

430 Shopping Savvy

ADVANCED

406 Clothes for High School & College

408 Creative Costumes

417 Dress-Up Outfit

420 Outerwear for Anywhere

425 Look Great for Less

426 Clothing for Your Career

432M Sewing and Textiles Master*

(Non-Clothing)



*NOT A STATE FAIR PROJECT--COUNTY LEVEL ONLY

Ways to Complete a Project:

- Attend Still Project Judging
 - Eligible for County Awards
 - Eligible for State Fair Participation
- Attend Still Project Make-Up Judging
 - INELIGIBLE for County Awards
 - INELIGIBLE for State Fair Participation
 - Projects Exhibited will receive a Participation Ribbon Only
- Arrange Club Advisor Review
 - INELIGIBLE for County Awards
 - INELIGIBLE for State Fair Participation
 - Projects Exhibited will receive a Participation Ribbon Only

2

All Non-Livestock Projects are Evaluated at Still Project Judging

Did You Know?

In order to be eligible to receive county fair Awards/Trophies, Grade Ribbons and the opportunity to go to State Fair, members are required to participate in Still Project Judging. This One-Day Event is typically held the first or second week of July -- Check with the Extension Office or Club Advisor for this year's date.



STILL PROJECT COUNTY JUDGING REQUIREMENTS

3

Display Options:

- Products - made as part of the project. Examples include something sewn, home decor items, or a woodworking item. No "Prepared Food Items" should be brought.
- Portfolios or Scrapbooks - showing experiences from the project activities.
- Posters - used to give an overview of the project as a whole or a small portion of a topic learned. Posters can be no larger than 22x28 (Standard Size) when using Poster or Foam Board or 36x48 for a Standard Tri-Fold Board.
- Presentations - These could include Power Point or other digital slide show presentations, a short video or a live demonstration. Presentations should be no longer than 2 minutes in length and on a display large enough for the judge to see. (Phone screens are not permitted as viewing device)

4

Display

(Worn when Applicable)

Completed Project Book

One Page Report

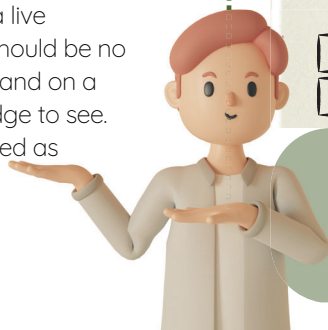
(If Not Included In Project Book)



Project Book Requirements



County Judging Requirements



COMPANION ANIMALS

PROJECT GUIDE

1

Project Selection:

200 All About Dogs	228PE Rabbit Pet
201D You and Your Dog	132 Llama and Alpacas*
201O Obedience (Dog)	173 Horseless Horse*
201S Showmanship (Dog)	<u>Self-Determined</u>
201P Performance (Dog)	365.01 Chinchillas
201W Working Dogs	365.01 Ferrets
215 Cavy (Guinea Pig)	365.01 Hedgehogs
216 Purr-fect Pals (Cat)	365.01 Pigeons
217 Climbing Up (Cat)	365.01 Reptiles & Amphibians
218 Leaping Forward (Cat)	
220 Pocket Pets	

*NOT A STATE FAIR PROJECT--COUNTY LEVEL ONLY

Ways to Complete a Project:

- Attend Still Project Judging
 - Eligible for County Awards
 - Eligible for State Fair Participation
- Attend Still Project Make-Up Judging
 - INELIGIBLE for County Awards
 - INELIGIBLE for State Fair Participation
 - Projects Exhibited will receive a Participation Ribbon Only
- Arrange Club Advisor Review
 - INELIGIBLE for County Awards
 - INELIGIBLE for State Fair Participation
 - Projects Exhibited will receive a Participation Ribbon Only

2

All Non-Livestock Projects are Evaluated at Still Project Judging

Did You Know?

In order to be eligible to receive county fair Awards/Trophies, Grade Ribbons and the opportunity to go to State Fair, members are required to participate in Still Project Judging. This One-Day Event is typically held the first or second week of July -- Check with the Extension Office or Club Advisor for this year's date.



STILL PROJECT COUNTY JUDGING REQUIREMENTS

3

Display Options:

- Products - made as part of the project. Examples include something sewn, home decor items, or a woodworking item. No "Prepared Food Items" should be brought.
- Portfolios or Scrapbooks - showing experiences from the project activities.
- Posters - used to give an overview of the project as a whole or a small portion of a topic learned. Posters can be no larger than 22x28 (Standard Size) when using Poster or Foam Board or 36x48 for a Standard Tri-Fold Board.
- Presentations - These could include Power Point or other digital slide show presentations, a short video or a live demonstration. Presentations should be no longer than 2 minutes in length and on a display large enough for the judge to see. (Phone screens are not permitted as viewing device)

4

Display
Project Records (365.01)
Completed Project Book
One Page Report

(If Not Included In Project Book)

DO NOT BRING ANIMAL TO JUDGING OR FAIR



Project Book Requirements



County Judging Requirements

STATE FAIR

COMPANION ANIMAL DAY

CREATIVE ARTS-MISCELLANEOUS

PROJECT GUIDE

1

Project Selection:

496 My Favorite Things

497 Scrapbooking

592 Get Started in Art

593 Seeing Through Graphic Design

Self Determined

365.02 Miniature Gardens (Fairy)

365.02 Paper Craft

365.02 String Art



Ways to Complete a Project:

- Attend Still Project Judging
 - Eligible for County Awards
 - Eligible for State Fair Participation
- Attend Still Project Make-Up Judging
 - INELIGIBLE for County Awards
 - INELIGIBLE for State Fair Participation
 - Projects Exhibited will receive a Participation Ribbon Only
- Arrange Club Advisor Review
 - INELIGIBLE for County Awards
 - INELIGIBLE for State Fair Participation
 - Projects Exhibited will receive a Participation Ribbon Only

2

All Non-Livestock Projects are Evaluated at Still Project Judging

Did You Know?

In order to be eligible to receive county fair Awards/Trophies, Grade Ribbons and the opportunity to go to State Fair, members are required to participate in Still Project Judging. This One-Day Event is typically held the first or second week of July -- Check with the Extension Office or Club Advisor for this year's date.



STILL PROJECT ~ COUNTY JUDGING REQUIREMENTS

3

Display Options:

- Products - made as part of the project. Examples include something sewn, home decor items, or a woodworking item. No "Prepared Food Items" should be brought.
- Portfolios or Scrapbooks - showing experiences from the project activities.
- Posters - used to give an overview of the project as a whole or a small portion of a topic learned. Posters can be no larger than 22x28 (Standard Size) when using Poster or Foam Board or 36x48 for a Standard Tri-Fold Board.
- Presentations - These could include Power Point or other digital slide show presentations, a short video or a live demonstration. Presentations should be no longer than 2 minutes in length and on a display large enough for the judge to see. (Phone screens are not permitted as viewing device)

4

Display

(Project Specific Display Types Listed Below)

Sample of Collection & Display (496)

Project Scrapbook Only (497)

Project Portfolio Only (593)

All Other Projects-Pick Display Option

Completed Project Book

Project Records (365.02)

One Page Report

(If Not Included In Project Book)



Project Book Requirements



County Judging Requirements

STATE FAIR
CREATIVE ARTS DAY 1

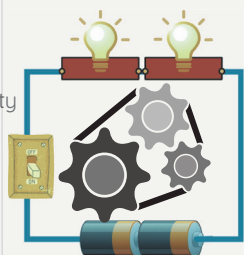
ENGINEERING EXCITEMENT

PROJECT GUIDE

1

Project Selection:

527 Magic of Electricity
528 Investigating Electricity
529 Wired for Power
530 Entering Electronics
531 Science Fun with Electricity
540 Not Just Knots
541 Crank It Up
542 Warm It Up
543 Tune It Up
544 Ready, Set, ...Mow



Ways to Complete a Project:

- Attend Still Project Judging
 - Eligible for County Awards
 - Eligible for State Fair Participation
- Attend Still Project Make-Up Judging
 - INELIGIBLE for County Awards
 - INELIGIBLE for State Fair Participation
 - Projects Exhibited will receive a Participation Ribbon Only
- Arrange Club Advisor Review
 - INELIGIBLE for County Awards
 - INELIGIBLE for State Fair Participation
 - Projects Exhibited will receive a Participation Ribbon Only

2

All Non-Livestock Projects are Evaluated at Still Project Judging

Did You Know?

In order to be eligible to receive county fair Awards/Trophies, Grade Ribbons and the opportunity to go to State Fair, members are required to participate in Still Project Judging. This One-Day Event is typically held the first or second week of July -- Check with the Extension Office or Club Advisor for this year's date.



STILL PROJECT ~ COUNTY JUDGING REQUIREMENTS

3

Display Options:

- **Products** - made as part of the project. Examples include something sewn, home decor items, or a woodworking item. No "Prepared Food Items" should be brought.
- **Portfolios or Scrapbooks** - showing experiences from the project activities.
- **Posters** - used to give an overview of the project as a whole or a small portion of a topic learned. Posters can be no larger than 22x28 (Standard Size) when using Poster or Foam Board or 36x48 for a Standard Tri-Fold Board.
- **Presentations** - These could include Power Point or other digital slide show presentations, a short video or a live demonstration. Presentations should be no longer than 2 minutes in length and on a display large enough for the judge to see. (Phone screens are not permitted as viewing device)

4

Display
Completed Project Book
One Page Report
(If Not Included In Project Book)



Project Book Requirements
County Judging Requirements

STATE FAIR
STEM DAY

FAMILY LIFE

PROJECT GUIDE

1

Project Selection:

365.03 Babysitting (Self-Determined)

442 Family History Treasure Hunt

445 Becoming Money Wise

448 Teens On the Road to Financial Success



Ways to Complete a Project:

- Attend Still Project Judging
 - Eligible for County Awards
 - Eligible for State Fair Participation
- Attend Still Project Make-Up Judging
 - INELIGIBLE for County Awards
 - INELIGIBLE for State Fair Participation
 - Projects Exhibited will receive a Participation Ribbon Only
- Arrange Club Advisor Review
 - INELIGIBLE for County Awards
 - INELIGIBLE for State Fair Participation
 - Projects Exhibited will receive a Participation Ribbon Only

2

All Non-Livestock Projects are Evaluated at Still Project Judging

Did You Know?

In order to be eligible to receive county fair Awards/Trophies, Grade Ribbons and the opportunity to go to State Fair, members are required to participate in Still Project Judging. This One-Day Event is typically held the first or second week of July -- Check with the Extension Office or Club Advisor for this year's date.



STILL PROJECT ~ COUNTY JUDGING REQUIREMENTS

3

Display Options:

- Products - made as part of the project. Examples include something sewn, home decor items, or a woodworking item. No "Prepared Food Items" should be brought.
- Portfolios or Scrapbooks - showing experiences from the project activities.
- Posters - used to give an overview of the project as a whole or a small portion of a topic learned. Posters can be no larger than 22x28 (Standard Size) when using Poster or Foam Board or 36x48 for a Standard Tri-Fold Board.
- Presentations - These could include Power Point or other digital slide show presentations, a short video or a live demonstration. Presentations should be no longer than 2 minutes in length and on a display large enough for the judge to see. (Phone screens are not permitted as viewing device)

4

Display

(Project Specific Additions to Display Listed Below)
Family Group Sheets & Research (442)

Project Records (365.03)

Completed Project Book

One Page Report

(If Not Included In Project Book)



Project Book Requirements



County Judging Requirements

STATE FAIR
FAMILY LIFE DAY

FOOD AND NUTRITION

PROJECT GUIDE

1

Project Selection:

BEGINNER

459 Let's Start Cooking

481 Everyday Food and Fitness

484 Snack Attack!

487 Take a Break for Breakfast

INTERMEDIATE

461 Let's Bake Quick Breads

463 Sports Nutrition: Ready, Set, Go

472 Grill Master

475 Star Spangled Foods

477 Party Planner

485 Racing the Clock to Awesome Meals

486 Dashboard Dining

ADVANCED

462 Yeast Breads on the Rise

467 Cooking on My Own

469 Global Gourmet

474 Beyond the Grill

476 Kitchen Boss



Ways to Complete a Project:

- Attend Still Project Judging
 - Eligible for County Awards
 - Eligible for State Fair Participation
- Attend Still Project Make-Up Judging
 - INELIGIBLE for County Awards
 - INELIGIBLE for State Fair Participation
 - Projects Exhibited will receive a Participation Ribbon Only
- Arrange Club Advisor Review
 - INELIGIBLE for County Awards
 - INELIGIBLE for State Fair Participation
 - Projects Exhibited will receive a Participation Ribbon Only

2

All Non-Livestock Projects are Evaluated at Still Project Judging

Did You Know?

In order to be eligible to receive county fair Awards/Trophies, Grade Ribbons and the opportunity to go to State Fair, members are required to participate in Still Project Judging. This One-Day Event is typically held the first or second week of July -- Check with the Extension Office or Club Advisor for this year's date.



STILL PROJECT COUNTY JUDGING REQUIREMENTS

3

Display Options:

Project Portfolio - 3-Pronged Folder or Binder

- Maximum of one page (one-sided only) per "Activity Area" or "Interest Area" as designated in the front of the project book
- Ideas for these pages include journaling, a timeline and photos taken during the project or any other format that would illustrate the work and knowledge of the participant.
- Each page could be different or can be a combination of styles -- allowing participant to reflect on their learning experiences.

4

Project Portfolio
Completed Project Book
One Page Report

(If Not Included In Project Book)

Participants **SHOULD NOT** bring prepared food, place settings, posters, daily menus or other props to judging.

- ☒ Project Book Requirements
- ☒ County Judging Requirements

STATE FAIR
FOOD AND NUTRITION DAYS

HEALTHY LIVING

PROJECT GUIDE

1

Project Selection:

300 You're the Athlete

351 Staying Healthy

352 Keeping Fit

353 First Aid in Action

354 Medicine Science and Safety

355 Tracking Your Health and Fitness

357 Alcohol and Drug Abuse

358 The Truth About Tobacco

359 Your Thoughts Matter

360 Your Feeling Matter

434 SuperHero You!



Ways to Complete a Project:

- Attend Still Project Judging
 - Eligible for County Awards
 - Eligible for State Fair Participation
- Attend Still Project Make-Up Judging
 - INELIGIBLE for County Awards
 - INELIGIBLE for State Fair Participation
 - Projects Exhibited will receive a Participation Ribbon Only
- Arrange Club Advisor Review
 - INELIGIBLE for County Awards
 - INELIGIBLE for State Fair Participation
 - Projects Exhibited will receive a Participation Ribbon Only

2

All Non-Livestock Projects are Evaluated at Still Project Judging

Did You Know?

In order to be eligible to receive county fair Awards/Trophies, Grade Ribbons and the opportunity to go to State Fair, members are required to participate in Still Project Judging. This One-Day Event is typically held the first or second week of July -- Check with the Extension Office or Club Advisor for this year's date.



STILL PROJECT ~ COUNTY JUDGING REQUIREMENTS

3

Display Options:

- **Products** - made as part of the project. Examples include something sewn, home decor items, or a woodworking item. No "Prepared Food Items" should be brought.
- **Portfolios or Scrapbooks** - showing experiences from the project activities.
- **Posters** - used to give an overview of the project as a whole or a small portion of a topic learned. Posters can be no larger than 22x28 (Standard Size) when using Poster or Foam Board or 36x48 for a Standard Tri-Fold Board.
- **Presentations** - These could include Power Point or other digital slide show presentations, a short video or a live demonstration. Presentations should be no longer than 2 minutes in length and on a display large enough for the judge to see. (Phone screens are not permitted as viewing device)

4

Display
Completed Project Book
One Page Report

(If Not Included In Project Book)



Project Book Requirements



County Judging Requirements

STATE FAIR
HEALTH DAY

HOME LIVING

PROJECT GUIDE

1

Project Selection:

405 The Laundry Project

491 It's My Home

494 Makeover My Space

495 Your First Home Away From Home



Ways to Complete a Project:

- Attend Still Project Judging
 - Eligible for County Awards
 - Eligible for State Fair Participation
- Attend Still Project Make-Up Judging
 - INELIGIBLE for County Awards
 - INELIGIBLE for State Fair Participation
 - Projects Exhibited will receive a Participation Ribbon Only
- Arrange Club Advisor Review
 - INELIGIBLE for County Awards
 - INELIGIBLE for State Fair Participation
 - Projects Exhibited will receive a Participation Ribbon Only

2

All Non-Livestock Projects are Evaluated at Still Project Judging

Did You Know?

In order to be eligible to receive county fair Awards/Trophies, Grade Ribbons and the opportunity to go to State Fair, members are required to participate in Still Project Judging. This One-Day Event is typically held the first or second week of July -- Check with the Extension Office or Club Advisor for this year's date.



STILL PROJECT COUNTY JUDGING REQUIREMENTS

3

Display Options:

- Products - made as part of the project. Examples include something sewn, home decor items, or a woodworking item. No "Prepared Food Items" should be brought.
- Portfolios or Scrapbooks - showing experiences from the project activities.
- Posters - used to give an overview of the project as a whole or a small portion of a topic learned. Posters can be no larger than 22x28 (Standard Size) when using Poster or Foam Board or 36x48 for a Standard Tri-Fold Board.
- Presentations - These could include Power Point or other digital slide show presentations, a short video or a live demonstration. Presentations should be no longer than 2 minutes in length and on a display large enough for the judge to see. (Phone screens are not permitted as viewing device)

4

Display

(Project Specific Additions to Display Listed Below)

Constructed Project Display (491)

Exhibit of Project Items & Records (494)

Exhibit of Project Items & Records (495)

Completed Project Book

One Page Report

(If Not Included In Project Book)



Project Book Requirements



County Judging Requirements

STATE FAIR
HOME DECORATING AND DESIGN
DAY

LEADERSHIP

PROJECT GUIDE

1

Project Selection:

365.06 Camp Counseling (Self-Determined)

370 Mentoring: Leadership in Action

371 Club Leadership 1

372 Diversity: The Source of Our Strength

373 My Hands to Larger Service

374 Teens on Board

375 Leadership Road Trip

376 Pantry Panic

377 Finding Your Voice: Public Speaking Made Easy

378M Leadership Master

383 Club Leadership 2



Ways to Complete a Project:

- Attend Still Project Judging
 - Eligible for County Awards
 - Eligible for State Fair Participation
- Attend Still Project Make-Up Judging
 - INELIGIBLE for County Awards
 - INELIGIBLE for State Fair Participation
 - Projects Exhibited will receive a Participation Ribbon Only
- Arrange Club Advisor Review
 - INELIGIBLE for County Awards
 - INELIGIBLE for State Fair Participation
 - Projects Exhibited will receive a Participation Ribbon Only

2

All Non-Livestock Projects are Evaluated at Still Project Judging

Did You Know?

In order to be eligible to receive county fair Awards/Trophies, Grade Ribbons and the opportunity to go to State Fair, members are required to participate in Still Project Judging. This One-Day Event is typically held the first or second week of July -- Check with the Extension Office or Club Advisor for this year's date.



STILL PROJECT COUNTY JUDGING REQUIREMENTS

3

Display Options:

- Products - made as part of the project. Examples include something sewn, home decor items, or a woodworking item. No "Prepared Food Items" should be brought.
- Portfolios or Scrapbooks - showing experiences from the project activities.
- Posters - used to give an overview of the project as a whole or a small portion of a topic learned. Posters can be no larger than 22x28 (Standard Size) when using Poster or Foam Board or 36x48 for a Standard Tri-Fold Board.
- Presentations - These could include Power Point or other digital slide show presentations, a short video or a live demonstration. Presentations should be no longer than 2 minutes in length and on a display large enough for the judge to see. (Phone screens are not permitted as viewing device)

4

Display

(Project Specific Additions to Display Listed Below)

Pictures of You in Action (374)

Completed Project Book

Project Records (365.06)

One Page Report

(If Not Included In Project Book)



Project Book Requirements



County Judging Requirements

STATE FAIR
LEADERSHIP DAY

NATURAL RESOURCES

PROJECT GUIDE

1

Project Selection:

611 Explore the Outdoors	644 Insect Adventures 1
612 Geology: Can You Dig It?	645 Insect Adventures 2
613 Exploring Polar Science	646 Insect Adventures 3
617 Exploring Ponds	670 Canning & Freezing
620 Why Trees Matter	671 How Does Your Garden Grow?
621 Ohio Birds	673 Edible Landscapes
622 Trapping Muskrats	691 Grow Your Own Vegetables
623 OA: Beginning Fishing	692 Growing with the Seasons
624 OA: Intermediate Fishing	630 Safe Use of Guns
641 Beekeeping	631 Basic Archery

Ways to Complete a Project:

- Attend Still Project Judging
 - Eligible for County Awards
 - Eligible for State Fair Participation
- Attend Still Project Make-Up Judging
 - INELIGIBLE for County Awards
 - INELIGIBLE for State Fair Participation
 - Projects Exhibited will receive a Participation Ribbon Only
- Arrange Club Advisor Review
 - INELIGIBLE for County Awards
 - INELIGIBLE for State Fair Participation
 - Projects Exhibited will receive a Participation Ribbon Only

2

All Non-Livestock Projects are Evaluated at Still Project Judging

Did You Know?

In order to be eligible to receive county fair Awards/Trophies, Grade Ribbons and the opportunity to go to State Fair, members are required to participate in Still Project Judging. This One-Day Event is typically held the first or second week of July -- Check with the Extension Office or Club Advisor for this year's date.



STILL PROJECT COUNTY JUDGING REQUIREMENTS

3

Display Options:

- **Products** - made as part of the project. Examples include something sewn, home decor items, or a woodworking item. No "Prepared Food Items" should be brought.
- **Portfolios or Scrapbooks** - showing experiences from the project activities.
- **Posters** - used to give an overview of the project as a whole or a small portion of a topic learned. Posters can be no larger than 22x28 (Standard Size) when using Poster or Foam Board or 36x48 for a Standard Tri-Fold Board.
- **Presentations** - These could include Power Point or other digital slide show presentations, a short video or a live demonstration. Presentations should be no longer than 2 minutes in length and on a display large enough for the judge to see. (Phone screens are not permitted as viewing device)

4

Display

(Project Specific Display Types Listed Below)

5 Annual Cuttings & Garden Picture (671)

3 Vegetables Grown & Garden Picture (691)

4 Vegetables Grown & Garden Picture (692)

(Project Specific Additions to Display Listed Below)

Journal of Hikes (611)

Record of Fish Caught (623,624)

Canned Food Item Prepared (670)

Picture of Garden (673)

Completed Project Book

One Page Report

(If Not Included In Project Book)



Project Book Requirements



County Judging Requirements



STATE FAIR
NATURAL RESOURCES DAY

NATURAL RESOURCES-SELF DETERMINED

PROJECT GUIDE

1

Project Selection:

365.04-Astronomy 365.04-Native American Artifacts
365.04-Bats 365.04-Paddle Water Sports
365.04-Climate Change 365.04-Shale Gas Extraction
365.04-Crop Production 365.04 Ways of Knowing Water
365.04-Field to Faucet 365.04-Weather
365.04-Flower Gardening
365.04-Get Started with Composting
365.04-Going Green
365.04-Miniature Gardens-Live Plants

Ways to Complete a Project:

- Attend Still Project Judging
 - Eligible for County Awards
 - Eligible for State Fair Participation
- Attend Still Project Make-Up Judging
 - INELIGIBLE for County Awards
 - INELIGIBLE for State Fair Participation
 - Projects Exhibited will receive a Participation Ribbon Only
- Arrange Club Advisor Review
 - INELIGIBLE for County Awards
 - INELIGIBLE for State Fair Participation
 - Projects Exhibited will receive a Participation Ribbon Only

2

All Non-Livestock Projects are Evaluated at Still Project Judging

Did You Know?

In order to be eligible to receive county fair Awards/Trophies, Grade Ribbons and the opportunity to go to State Fair, members are required to participate in Still Project Judging. This One-Day Event is typically held the first or second week of July -- Check with the Extension Office or Club Advisor for this year's date.



STILL PROJECT COUNTY JUDGING REQUIREMENTS

3

Display Options:

- **Products** - made as part of the project. Examples include something sewn, home decor items, or a woodworking item. No "Prepared Food Items" should be brought.
- **Portfolios or Scrapbooks** - showing experiences from the project activities.
- **Posters** - used to give an overview of the project as a whole or a small portion of a topic learned. Posters can be no larger than 22x28 (Standard Size) when using Poster or Foam Board or 36x48 for a Standard Tri-Fold Board.
- **Presentations** - These could include Power Point or other digital slide show presentations, a short video or a live demonstration. Presentations should be no longer than 2 minutes in length and on a display large enough for the judge to see. (Phone screens are not permitted as viewing device)

4

Display
Project Records
One Page Report
(If Not Included In Project Book)

- ☒ Project Book Requirements
- ☒ County Judging Requirements

STATE FAIR
NATURAL RESOURCES DAY

NATURAL RESOURCES-SHOOTING SPORTS

PROJECT GUIDE

1

Project Selection:

750 Rifle

751 Archery

752 Shotgun

753 Pistol

755 Muzzleloader

756 Living History

757 Crossbow



Ways to Complete a Project:

- Attend Still Project Judging
 - Eligible for County Awards
 - Eligible for State Fair Participation
- Attend Still Project Make-Up Judging
 - INELIGIBLE for County Awards
 - INELIGIBLE for State Fair Participation
 - Projects Exhibited will receive a Participation Ribbon Only
- Arrange Club Advisor Review
 - INELIGIBLE for County Awards
 - INELIGIBLE for State Fair Participation
 - Projects Exhibited will receive a Participation Ribbon Only

2

All Non-Livestock Projects are Evaluated at Still Project Judging

Did You Know?

In order to be eligible to receive county fair Awards/Trophies, Grade Ribbons and the opportunity to go to State Fair, members are required to participate in Still Project Judging. This One-Day Event is typically held the first or second week of July -- Check with the Extension Office or Club Advisor for this year's date.



STILL PROJECT COUNTY JUDGING REQUIREMENTS

3

Display Options:

- Products - made as part of the project. Examples include something sewn, home decor items, or a woodworking item. No "Prepared Food Items" should be brought.
- Portfolios or Scrapbooks - showing experiences from the project activities.
- Posters - used to give an overview of the project as a whole or a small portion of a topic learned. Posters can be no larger than 22x28 (Standard Size) when using Poster or Foam Board or 36x48 for a Standard Tri-Fold Board.
- Presentations - These could include Power Point or other digital slide show presentations, a short video or a live demonstration. Presentations should be no longer than 2 minutes in length and on a display large enough for the judge to see. (Phone screens are not permitted as viewing device)

4

Display--See Below!
Completed Project Book
One Page Report

(If Not Included In Project Book)

TAKE
NOTE

Guns, Bows, Arrows, Ammunition, and Weapons ARE
NOT PERMITTED on the Fairgrounds, Schools or
Extension Office or used as any part of your display.

DO NOT BRING YOUR GUN OR BOW TO JUDGING



Project Book Requirements



County Judging Requirements

STATE FAIR
NATURAL RESOURCES
SHOOTING SPORTS DAY

PHOTOGRAPHY

PROJECT GUIDE

1

Project Selection:

584 Photography Basic

585 Next Level Photography

586 Mastering Photography

589M Photography Master



Ways to Complete a Project:

- Attend Still Project Judging
 - Eligible for County Awards
 - Eligible for State Fair Participation
- Attend Still Project Make-Up Judging
 - INELIGIBLE for County Awards
 - INELIGIBLE for State Fair Participation
 - Projects Exhibited will receive a Participation Ribbon Only
- Arrange Club Advisor Review
 - INELIGIBLE for County Awards
 - INELIGIBLE for State Fair Participation
 - Projects Exhibited will receive a Participation Ribbon Only

2

All Non-Livestock Projects are Evaluated at Still Project Judging

Did You Know?

In order to be eligible to receive county fair Awards/Trophies, Grade Ribbons and the opportunity to go to State Fair, members are required to participate in Still Project Judging. This One-Day Event is typically held the first or second week of July -- Check with the Extension Office or Club Advisor for this year's date.



STILL PROJECT COUNTY JUDGING REQUIREMENTS

3

Display Options:

Pick One-Applicable to Project

Single Print - a single print, mounted at the discretion of the exhibitor. (584, 585, 586)

Activity Illustration - A collection of prints illustrating one of the "activities" completed for the project, consisting of at least 5 and not more than 10 photographs mounted at the discretion of the exhibitor. (584, 585, 586)

Photo Story - A collection of prints illustrating a "Photo Story", consisting of at least 5 and not more than 10 photographs mounted at the discretion of the exhibitor. (584)

Single Print Intermediate - a single print, exhibiting a Photo Statuette or a Panorama of several pictures combined to make a single scene, mounted at the discretion of the exhibitor. (585)

Single Print -Enlargement - a single print, exhibiting an "Enlargement", mounted at the discretion of the exhibitor and accompanied by the original print. (585, 586)

News Story - A collection of prints illustrating a "News Story", which shall be an original photo mounted at the discretion of the exhibitor and be accompanied by the published article. (584, 586)

Single Print Master - a single print, illustrating "The Best" of the photographs demonstrating the Area of Interest chosen to "Master" in this year's project, mounted at the discretion of the exhibitor. (589M)

4

Display

(See Display Options for Applicable Projects, listed in parenthesis following Display Descriptions)

Completed Project Book

One Page Report

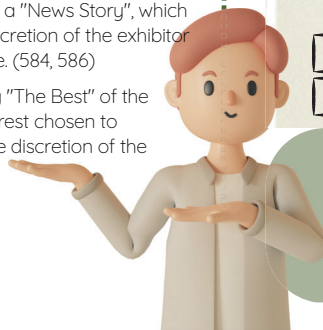
(If Not Included In Project Book)



Project Book Requirements



County Judging Requirements



QUILTING

PROJECT GUIDE

1

Project Selection:

365.05 Quilt (Self-Determined)

498 Quilting the Best Better

499 You Can Quilt



Ways to Complete a Project:

- Attend Still Project Judging
 - Eligible for County Awards
 - Eligible for State Fair Participation
- Attend Still Project Make-Up Judging
 - INELIGIBLE for County Awards
 - INELIGIBLE for State Fair Participation
 - Projects Exhibited will receive a Participation Ribbon Only
- Arrange Club Advisor Review
 - INELIGIBLE for County Awards
 - INELIGIBLE for State Fair Participation
 - Projects Exhibited will receive a Participation Ribbon Only

2

All Non-Livestock Projects are Evaluated at Still Project Judging

Did You Know?

In order to be eligible to receive county fair Awards/Trophies, Grade Ribbons and the opportunity to go to State Fair, members are required to participate in Still Project Judging. This One-Day Event is typically held the first or second week of July -- Check with the Extension Office or Club Advisor for this year's date.



STILL PROJECT ~ COUNTY JUDGING REQUIREMENTS

3

Display Options:

- Products - made as part of the project. Examples include something sewn, home decor items, or a woodworking item. No "Prepared Food Items" should be brought.

4

Display-Project Quilt
Project Records (365.05)
Completed Project Book
One Page Report
(If Not Included In Project Book)



Project Book Requirements



County Judging Requirements

STATE FAIR
QUILT DAY

SELF DETERMINED-GENERAL

PROJECT GUIDE

1

Project Selection:

365.00 3D Printing	365.00 Music
365.00 Amateur Radio	365.00 PhysBot
365.00 American Sign Language	365.00 Skateboarding
365.00 Clowning	365.00 Viruses, Bacteria, and Fungi, Oh My!
365.00 Computer Science	
365.00 Digital Media	
365.00 Disability Advocacy and Awareness	
365.00 Discovering Genetics	
365.00 Local Foods— Does It Matter What You Eat?	
365.00 Model Railroadng	

Ways to Complete a Project:

- Attend Still Project Judging
 - Eligible for County Awards
 - Eligible for State Fair Participation
- Attend Still Project Make-Up Judging
 - INELIGIBLE for County Awards
 - INELIGIBLE for State Fair Participation
 - Projects Exhibited will receive a Participation Ribbon Only
- Arrange Club Advisor Review
 - INELIGIBLE for County Awards
 - INELIGIBLE for State Fair Participation
 - Projects Exhibited will receive a Participation Ribbon Only

2

All Non-Livestock Projects are Evaluated at Still Project Judging

Did You Know?

In order to be eligible to receive county fair Awards/Trophies, Grade Ribbons and the opportunity to go to State Fair, members are required to participate in Still Project Judging. This One-Day Event is typically held the first or second week of July -- Check with the Extension Office or Club Advisor for this year's date.



STILL PROJECT COUNTY JUDGING REQUIREMENTS

3

Display Options:

- Products - made as part of the project. Examples include something sewn, home decor items, or a woodworking item. No "Prepared Food Items" should be brought.
- Portfolios or Scrapbooks - showing experiences from the project activities.
- Posters - used to give an overview of the project as a whole or a small portion of a topic learned. Posters can be no larger than 22x28 (Standard Size) when using Poster or Foam Board or 36x48 for a Standard Tri-Fold Board.
- Presentations - These could include Power Point or other digital slide show presentations, a short video or a live demonstration. Presentations should be no longer than 2 minutes in length and on a display large enough for the judge to see. (Phone screens are not permitted as viewing device)

4

Display
Project Records
One Page Report
(If Not Included In Project Book)



Project Book Requirements
County Judging Requirements

STATE FAIR
SELF DETERMINED DAY

STEM-AEROSPACE SCIENCE

PROJECT GUIDE

1

Project Selection:

501 Rockets Away - 2-Liter Bottle Rockets

502 Science Fun with Flight

503 Rockets Away - Solid Fuel Model Rockets

503M Solid-Fuel Rocketry Master



Ways to Complete a Project:

- Attend Still Project Judging
 - Eligible for County Awards
 - Eligible for State Fair Participation
- Attend Still Project Make-Up Judging
 - INELIGIBLE for County Awards
 - INELIGIBLE for State Fair Participation
 - Projects Exhibited will receive a Participation Ribbon Only
- Arrange Club Advisor Review
 - INELIGIBLE for County Awards
 - INELIGIBLE for State Fair Participation
 - Projects Exhibited will receive a Participation Ribbon Only

2

All Non-Livestock Projects are Evaluated at Still Project Judging

Did You Know?

In order to be eligible to receive county fair Awards/Trophies, Grade Ribbons and the opportunity to go to State Fair, members are required to participate in Still Project Judging. This One-Day Event is typically held the first or second week of July -- Check with the Extension Office or Club Advisor for this year's date.



STILL PROJECT COUNTY JUDGING REQUIREMENTS

3

Display Options:

- Products - made as part of the project. Examples include something sewn, home decor items, or a woodworking item. No "Prepared Food Items" should be brought.
- Portfolios or Scrapbooks - showing experiences from the project activities.
- Posters - used to give an overview of the project as a whole or a small portion of a topic learned. Posters can be no larger than 22x28 (Standard Size) when using Poster or Foam Board or 36x48 for a Standard Tri-Fold Board.
- Presentations - These could include Power Point or other digital slide show presentations, a short video or a live demonstration. Presentations should be no longer than 2 minutes in length and on a display large enough for the judge to see. (Phone screens are not permitted as viewing device)

4

Display
Project Rocket/Flyer
Launch Records
One Page Report
(If Not Included In Project Book)



Project Book Requirements



County Judging Requirements



STATE FAIR
STEM DAY


STEM-MISCELLANEOUS

PROJECT GUIDE

1

Project Selection:

490 Science Fun with Dairy Foods
493 Science Fun with Kitchen Chemistry
500 Science Fun with Physics
509 Robotics Essentials
512M Robotics Master
517 Bicycling for Fun*
518 Wheels in Motion*
550 Young Engineers in Solar Energy
555 ATV Safety*



*NOT A STATE FAIR PROJECT--COUNTY LEVEL ONLY

Ways to Complete a Project:

- Attend Still Project Judging
 - Eligible for County Awards
 - Eligible for State Fair Participation
- Attend Still Project Make-Up Judging
 - INELIGIBLE for County Awards
 - INELIGIBLE for State Fair Participation
 - Projects Exhibited will receive a Participation Ribbon Only
- Arrange Club Advisor Review
 - INELIGIBLE for County Awards
 - INELIGIBLE for State Fair Participation
 - Projects Exhibited will receive a Participation Ribbon Only

2

All Non-Livestock Projects are Evaluated at Still Project Judging

Did You Know?

In order to be eligible to receive county fair Awards/Trophies, Grade Ribbons and the opportunity to go to State Fair, members are required to participate in Still Project Judging. This One-Day Event is typically held the first or second week of July -- Check with the Extension Office or Club Advisor for this year's date.



STILL PROJECT COUNTY JUDGING REQUIREMENTS

3

Display Options:

- Products - made as part of the project. Examples include something sewn, home decor items, or a woodworking item. No "Prepared Food Items" should be brought.
- Portfolios or Scrapbooks - showing experiences from the project activities.
- Posters - used to give an overview of the project as a whole or a small portion of a topic learned. Posters can be no larger than 22x28 (Standard Size) when using Poster or Foam Board or 36x48 for a Standard Tri-Fold Board.
- Presentations - These could include Power Point or other digital slide show presentations, a short video or a live demonstration. Presentations should be no longer than 2 minutes in length and on a display large enough for the judge to see. (Phone screens are not permitted as viewing device)

4

Display
Completed Project Book
One Page Report
(If Not Included In Project Book)



Project Book Requirements



County Judging Requirements

STATE FAIR
STEM DAY

TRACTOR

PROJECT GUIDE

1

Project Selection:

551 Starting Up: Level A*

552 Gearing Up: Level B*

553 Moving Out: Level C*

554 Learning More: Level D*



*NOT A STATE FAIR PROJECT--COUNTY LEVEL ONLY

Ways to Complete a Project:

- Attend Still Project Judging
 - Eligible for County Awards
 - Eligible for State Fair Participation
- Attend Still Project Make-Up Judging
 - INELIGIBLE for County Awards
 - INELIGIBLE for State Fair Participation
 - Projects Exhibited will receive a Participation Ribbon Only
- Arrange Club Advisor Review
 - INELIGIBLE for County Awards
 - INELIGIBLE for State Fair Participation
 - Projects Exhibited will receive a Participation Ribbon Only

2

All Non-Livestock Projects are Evaluated at Still Project Judging

Did You Know?

In order to be eligible to receive county fair Awards/Trophies, Grade Ribbons and the opportunity to go to State Fair, members are required to participate in Still Project Judging. This One-Day Event is typically held the first or second week of July -- Check with the Extension Office or Club Advisor for this year's date.



STILL PROJECT COUNTY JUDGING REQUIREMENTS

3

Display Options:

- Products - made as part of the project. Examples include something sewn, home decor items, or a woodworking item. No "Prepared Food Items" should be brought.
- Portfolios or Scrapbooks - showing experiences from the project activities.
- Posters - used to give an overview of the project as a whole or a small portion of a topic learned. Posters can be no larger than 22x28 (Standard Size) when using Poster or Foam Board or 36x48 for a Standard Tri-Fold Board.
- Presentations - These could include Power Point or other digital slide show presentations, a short video or a live demonstration. Presentations should be no longer than 2 minutes in length and on a display large enough for the judge to see. (Phone screens are not permitted as viewing device)

4

Display
Completed Project Book
One Page Report
(If Not Included In Project Book)



Project Book Requirements



County Judging Requirements

STATE FAIR

NONE - DROPPED 2023

WELDING

PROJECT GUIDE

1

Project Selection:

573 Arcs and Sparks



Ways to Complete a Project:

- Attend Still Project Judging
 - Eligible for County Awards
 - Eligible for State Fair Participation
- Attend Still Project Make-Up Judging
 - INELIGIBLE for County Awards
 - INELIGIBLE for State Fair Participation
 - Projects Exhibited will receive a Participation Ribbon Only
- Arrange Club Advisor Review
 - INELIGIBLE for County Awards
 - INELIGIBLE for State Fair Participation
 - Projects Exhibited will receive a Participation Ribbon Only

2

All Non-Livestock Projects are Evaluated at Still Project Judging

Did You Know?

In order to be eligible to receive county fair Awards/Trophies, Grade Ribbons and the opportunity to go to State Fair, members are required to participate in Still Project Judging. This One-Day Event is typically held the first or second week of July -- Check with the Extension Office or Club Advisor for this year's date.



STILL PROJECT ~ COUNTY JUDGING REQUIREMENTS

3

Display Options:

- Products - made as part of the project. Examples include something sewn, home decor items, or a woodworking item. No "Prepared Food Items" should be brought. Please Note: For this project 2 Displays are required; one will be from the recommended projects in the 4-H project book Arcs and Sparks and the other will be one of their own design that will be no bigger than 6 ft. x 6 ft. x 3 ft. or no larger than 8 ft. x 8 ft. and 20 ft. for the Bigger Weldment Category.

4

Display-2 Welding Projects

One From Book

One Optional Design

Completed Project Book

One Page Report

(If Not Included In Project Book)



Project Book Requirements



County Judging Requirements



STATE FAIR
WELDING DAY

WOODWORKING

PROJECT GUIDE

1

Project Selection:

556 Measuring Up
557 Making the Cut
558 Nailing It Together
559 Finishing Up
560M Woodworking Master



Ways to Complete a Project:

- Attend Still Project Judging
 - Eligible for County Awards
 - Eligible for State Fair Participation
- Attend Still Project Make-Up Judging
 - INELIGIBLE for County Awards
 - INELIGIBLE for State Fair Participation
 - Projects Exhibited will receive a Participation Ribbon Only
- Arrange Club Advisor Review
 - INELIGIBLE for County Awards
 - INELIGIBLE for State Fair Participation
 - Projects Exhibited will receive a Participation Ribbon Only

2

All Non-Livestock Projects are Evaluated at Still Project Judging

Did You Know?

In order to be eligible to receive county fair Awards/Trophies, Grade Ribbons and the opportunity to go to State Fair, members are required to participate in Still Project Judging. This One-Day Event is typically held the first or second week of July -- Check with the Extension Office or Club Advisor for this year's date.



STILL PROJECT COUNTY JUDGING REQUIREMENTS

3

Display Options:

- Products - made as part of the project. Examples include something sewn, home decor items, or a woodworking item. No "Prepared Food Items" should be brought.

4

Display-Woodworking Project
Completed Project Book
One Page Report
(If Not Included In Project Book)



Project Book Requirements



County Judging Requirements



STATE FAIR
WOODWORKING DAY

WORKFORCE PREP

PROJECT GUIDE

1

Project Selection:

365.06 The Work World Is Calling...(Self Determined)

382 Am I Ready for Work?

386 You're Hired!

387 Here, There, Ag Career Are Everywhere

We're
Hiring

Ways to Complete a Project:

- Attend Still Project Judging
 - Eligible for County Awards
 - Eligible for State Fair Participation
- Attend Still Project Make-Up Judging
 - INELIGIBLE for County Awards
 - INELIGIBLE for State Fair Participation
 - Projects Exhibited will receive a Participation Ribbon Only
- Arrange Club Advisor Review
 - INELIGIBLE for County Awards
 - INELIGIBLE for State Fair Participation
 - Projects Exhibited will receive a Participation Ribbon Only

2

All Non-Livestock Projects are Evaluated at Still Project Judging

Did You
Know?

In order to be eligible to receive county fair Awards/Trophies, Grade Ribbons and the opportunity to go to State Fair, members are required to participate in Still Project Judging.

This One-Day Event is typically held the first or second week of July -- Check with the Extension Office or Club Advisor for this year's date.



STILL PROJECT COUNTY JUDGING REQUIREMENTS

3

Display Options:

- Products - made as part of the project. Examples include something sewn, home decor items, or a woodworking item. No "Prepared Food Items" should be brought.
- Portfolios or Scrapbooks - showing experiences from the project activities.
- Posters - used to give an overview of the project as a whole or a small portion of a topic learned. Posters can be no larger than 22x28 (Standard Size) when using Poster or Foam Board or 36x48 for a Standard Tri-Fold Board.
- Presentations - These could include Power Point or other digital slide show presentations, a short video or a live demonstration. Presentations should be no longer than 2 minutes in length and on a display large enough for the judge to see. (Phone screens are not permitted as viewing device)

4

Display

Project Records (365.06)

Completed Project Book

One Page Report

(If Not Included In Project Book)



Project Book Requirements



County Judging Requirements

VETERINARY SCIENCE

PROJECT GUIDE

1

Project Selection:

244 From Airedales to Zebras

245 All Systems Go!

246 On the Cutting Edge

Ways to Complete a Project:

- Attend Still Project Judging
 - Eligible for County Awards
 - Eligible for State Fair Participation
- Attend Still Project Make-Up Judging
 - INELIGIBLE for County Awards
 - INELIGIBLE for State Fair Participation
 - Projects Exhibited will receive a Participation Ribbon Only
- Arrange Club Advisor Review
 - INELIGIBLE for County Awards
 - INELIGIBLE for State Fair Participation
 - Projects Exhibited will receive a Participation Ribbon Only

2

All Non-Livestock Projects are Evaluated at Still Project Judging

Did You Know?

In order to be eligible to receive county fair Awards/Trophies, Grade Ribbons and the opportunity to go to State Fair, members are required to participate in Still Project Judging. This One-Day Event is typically held the first or second week of July -- Check with the Extension Office or Club Advisor for this year's date.



STILL PROJECT COUNTY JUDGING REQUIREMENTS

3

Display Options:

- Products - made as part of the project. Examples include something sewn, home decor items, or a woodworking item. No "Prepared Food Items" should be brought.
- Portfolios or Scrapbooks - showing experiences from the project activities.
- Posters - used to give an overview of the project as a whole or a small portion of a topic learned. Posters can be no larger than 22x28 (Standard Size) when using Poster or Foam Board or 36x48 for a Standard Tri-Fold Board.
- Presentations - These could include Power Point or other digital slide show presentations, a short video or a live demonstration. Presentations should be no longer than 2 minutes in length and on a display large enough for the judge to see. (Phone screens are not permitted as viewing device)

4

Display
Completed Project Book

One Page Report

(If Not Included In Project Book)



Project Book Requirements



County Judging Requirements

STATE FAIR
VET SCIENCES DAY

WRITING

PROJECT GUIDE

1

Project Selection:

588 The Writer in You*



*NOT A STATE FAIR PROJECT--COUNTY LEVEL ONLY

Ways to Complete a Project:

- Attend Still Project Judging
 - Eligible for County Awards
 - Eligible for State Fair Participation
- Attend Still Project Make-Up Judging
 - INELIGIBLE for County Awards
 - INELIGIBLE for State Fair Participation
 - Projects Exhibited will receive a Participation Ribbon Only
- Arrange Club Advisor Review
 - INELIGIBLE for County Awards
 - INELIGIBLE for State Fair Participation
 - Projects Exhibited will receive a Participation Ribbon Only

2

All Non-Livestock Projects are Evaluated at Still Project Judging

Did You Know?

In order to be eligible to receive county fair Awards/Trophies, Grade Ribbons and the opportunity to go to State Fair, members are required to participate in Still Project Judging. This One-Day Event is typically held the first or second week of July -- Check with the Extension Office or Club Advisor for this year's date.



STILL PROJECT COUNTY JUDGING REQUIREMENTS

3

Display Options:

- Writing Portfolio - Portfolio of writings created throughout the completion of the Activities 2-10 in the Project Book. Gathered as Activity 11.

This portfolio must be submitted prior to Judging for Review.

Contact the Extension Office for Specific Date!

4

Display
Completed Project Book
One Page Report
(If Not Included In Project Book)



Project Book Requirements



County Judging Requirements

STATE FAIR

N/A

State Fair 4-H Project Information



LEARN MORE >>

ohio4h.org/nonlivestockguidebook

2023 Ohio State Fair 4-H Non-Livestock Schedule July 26 – August 6

SUNDAY	MONDAY	TUESDAY	WEDNESDAY	THURSDAY	FRIDAY	SATURDAY
			26 OPENING DAY Health Day (Y) Quilt Day (Y)	27 Creative Arts I Day (Y) Home Decorating Day (Y) Family Life Day (RE)	28 Companion Animal Day (Y) Vet Science Day (Y) Welding Day (Ag Eng)	29 STEM Day (Y) Photography Day (RE)
30 Leadership Day (Y)	31 Woodworking Day (Y)	1 Food and Nutrition (Y) Clothing (R) Creative Arts II (Cake Decorating) (Y)	2 Food and Nutrition (Y) Workforce Prep (Y) Clothing (R)	3 Communications (R) Food and Nutrition (Y)	4 Shooting Sports Day (Y)	5 Natural Resources Day (Y)
6 FAIR ENDS Self-Determined (Y)						
	(Y) Youth Center (Lausche Building) (RE) Rhodes Center East Auditorium (RW) Rhodes Center West Auditorium (R) Rhodes Center Auditorium			Off Site Events: Welding – Ag Engineering Building		

3/21/2023

4-H ACTIVITY PARTICIPATION RULES

1. Each person exhibiting or participating in the 4-H Department must be a 4-H member in 2023 and be enrolled in the project in which they are exhibiting or participating, except demonstrations, health & safety speaking, health and safety skits and livestock judging contests. All projects must have been developed, produced or made in the current 4-H year.
2. All 4-H members entered and/or exhibiting at The Ohio State Fair must also have met eligibility requirements for exhibiting at their County or Independent Fair as certified by the County Extension Educator's signature.
3. A member who has been a winner of any one class in 2022 is not eligible to participate in the same class in 2023.
4. Unless specifically outlined in the project book, members are permitted to take a 4-H project more than one year. They are expected to expand on their project learning each year by completing different activities, challenging themselves and demonstrating what additional knowledge they gained.
5. No participant should wear royalty sashes, crowns, nametags, etc into the judging ring during project interviews.
6. Please encourage your state fair delegates to dress appropriately for judging, it is an interview. Dress accordingly. Appearance should be neat, clean, and respectful
7. No participant should leave a token, reminder or gift with the judge at the completion of the interview.
8. The State 4-H Office will provide a participation schedule for the counties prior to the Ohio State Fair.
9. The Special Rules of the Junior Division are applicable to all 4-H participants.
10. These rules and regulations have been reviewed and approved by the Ohio State Fair management and shall apply in all cases.

4-H Livestock Projects -

Livestock Project Selection	35
Livestock Project Evaluation Summary	36
Species Skill Station Topics.....	37-39
Beef	37
Dairy	37
Swine	37
Goat	38
Sheep	38
Horse	38
Poultry	39
Rabbit	39

4-H Livestock Projects -

1 *Project Selection*

BEEF

117B Beef Breeding
117BF Beef Feeder (Market)
117DF Dairy Beef Feeder (Market)
117M Market Beef

SWINE

139 Market Hog
140 Swine Breeding

DAIRY

127CA Dairy Calf
127HE Dairy Heifer
127CO Dairy Cow

GOAT

135BD Breeding - Dairy Goats
135BM Breeding - Meat Goats
135F Fiber Goats
135H Harness Goats
135M Market - Dairy, Meat, Cross Goats
135PY Pymy Goats
135C Companion - Pet Goat

POULTRY

150CE Chicken, Exhibition (Fancy)
150CM Chicken, Market (Broilers)
150CEP Chicken, Egg Production: Hens and Pullets
150DE Duck, Exhibition (Fancy)
150DM Duck, Market
150GE Goose, Exhibition (Fancy)
150GM Goose, Market
150TE Turkey, Exhibition (Fancy)
150TM Turkey, Market
150H Helmeted Guinea Fowl

HORSE

174 Beginning Horse Management
(Specific Activity Requirements-Based on Year Level)
175 Light Horse Selection
177 Horse Training: How to Talk to Your Horse
180 Learning to Jump
181 Draft Horse
182 Small Equine
184 Standardbred Horses
185 Equine Reproduction and Genetics
188 Trail Riding
189 Dressage

SHEEP

198 Market Lamb
199 Sheep Breeding

RABBIT

228BR Rabbit Breeding (Breeds of Rabbits)
228MA Rabbit Market

4-H Livestock Projects -

2

Project Evaluation

Did You Know?


Livestock Skill-a-thon

consists of:

- Interview (Species Specific)
- Skill Stations (Species Specific)
- Review of Project Record Books
- Review of Supplemental Records (If Any)

DO NOT BRING ANIMAL
TO SKILL-A-THON!

This One-Day Event is Typically Held
the First or Second Week of August --
Check with the Extension Office or
Your Club Advisor for This Year's Date.



Members are required to participate in Livestock Skill-a-thon or Livestock Skill-a-thon Make-Up for ANY Livestock Animals wishing to be Eligible for Exhibit at the Belmont County Fair.

Please Note:
Exhibiting at the County Fair is not a
requirement for 4-H Membership or Project
Completion

3

Livestock Skill-a-Thon (LSAT) Dress Code:

- Clothing must be FREE OF Inappropriate Logos, Slogans, Phrases & Pictures
- Skirt/Shorts Hems must go AT LEAST to extended fingertips
- Undergarments are to be HIDDEN from view
- Shoulder Straps must be AT LEAST 1" Wide
- Hats are for OUTSIDE only
- NO Bare Back or Stomach
- NO See Through Clothing
- NO Rips or Tears in Clothing
- NO Flip-Flops



Ways to Complete a Project:

- Attend Livestock Skill-a-thon (LSAT)
 - Eligible for County Awards
- Attend Livestock Skill-a-thon Make-Up
 - INELIGIBLE for County Awards
 - Projects Exhibited in Club Booth will receive a Participation Ribbon Only
- Arrange Club Advisor Review
 - INELIGIBLE for County Awards
 - Projects Exhibited in Club Booth will receive a Participation Ribbon Only



BEFORE YOU COME...

Project Record Book Requirements
County LSAT Requirements*



*SKILL STATION TOPICS ARE POSTED ANNUALLY
MAKE SURE YOU KNOW WHAT TO STUDY!

4

Livestock Skill-a-Thon Requirements:

Completed Project Records

- One Completed Project Book is Required Per Species--Additional Supplemental Records are acceptable for Multi-Project Books:
Beef -- Dairy -- Goat -- Poultry -- Rabbit

One Page Report

(If Not Included In Project Records)

Livestock Skill Station Topics by Species

*Indicates an Abbreviated List to Study-See Specific Species Packet

BEEF

Junior

Station 1

Medication Insert

Chapter 12
Page 11

Station 2

Feet & Leg Structure

Chapter 2
Page 12

Station 3

Feed Tags

Chapter 7
Page 13

Senior

Station 1

Beef Cattle Diseases*

Chapter 5
Pages 4-5

Station 2

Beef Retail Cuts

Color Photos
(Back of Book)
Page CP-15

Station 3

Feed Tags

Chapter 7
Page 13

DAIRY

Junior

Station 1

Medication Insert

Chapter 13
Page 160

Station 2

Feet & Leg Structure

Additional Handout

Station 3

Feed Tags

Chapter 13
Page 161

Senior

Station 1

Diseases in Dairy Cattle*

Chapter 6
Pages 85-90

Station 2

Mammary Structures
(Side & Rear View)

Additional Handout

Station 3

Feed Tags

Chapter 13
Page 161

SWINE

Junior

Station 1

Medication Insert

Chapter 24
Page 12

Station 2

Wholesale Cuts of Meat

Chapter 5
Page 1

Station 3

Feed Tags

Chapter 8
Page 4

Senior

Station 1

Ear Notching

Chapter 10
Page 2

Station 2

Diseases*

Chapter 9
Pages 1-9

Station 3

Feed Tags

Chapter 8
Page 4

Livestock Skill Station Topics by Species

*Indicates an Abbreviated List to Study-See Specific Species Packet

GOAT

Junior

Station 1

Feet & Leg Structure

Chapter 2
Pages 24-25

Station 2

Hoof Trimming

Chapter 6
Page 87

Station 3

Feed Tags

Chapter 5
Page 59

Senior

Station 1

Digestive System

Chapter 5
Page 49

Station 2

Disease & Ailments*

Chapter 6
Pages 88-93

Station 3

Feed Tags

Chapter 5
Page 59

SHEEP

Junior

Station 1

Leg Structure

Chapter 2
Page 15

Station 2

Medication Insert

Chapter 13
Page 142

Station 3

Feed Tags

Chapter 4
Page 63

Senior

Station 1

Determining Age

Chapter 2
Page 19

Station 2

Retail Cuts of Lamb

Color Photo
(Back of Book)
Page 162

Station 3

Feed Tags

Chapter 4
Page 63

HORSE

Junior

Station 1

Parts of the
Western Saddle

Additional Handout

Station 2

Parts of Horse Hoof

Additional Handout

Station 3

Feed Tags

Additional Handout

Senior

Station 1

Miscellaneous Health
Conditions*

Additional Handout

Station 2

Western Tack

Additional Handout

Station 3

Feed Tags

Additional Handout

Livestock Skill Station Topics by Species

*Indicates an Abbreviated List to Study-See Specific Species Packet

CHICKEN

Junior

Station 1

Parts of a Chicken
(Cockerel/Roster)

Additional Handout

Station 2

Medication Label

Additional Handout

Station 3

Feed Tags

Additional Handout

Senior

Station 1

Parts of a Chicken
(Hen)

Additional Handout

Station 2

Identifying Comb
Types in Poultry

Additional Handout

Station 3

Feed Tags

Additional Handout

DUCK GOOSE GUINEA FOWL TURKEY

Junior

Station 1

Parts of a Duck, Goose,
Turkey or Guinea Fowl

Additional Handout

Station 2

Diseases & Parasites
in Poultry*

Additional Handout

Station 3

Feed Tags

Additional Handout

Senior

Station 1

Parts of a Duck, Goose,
Turkey or Guinea Fowl

Additional Handout

Station 2

Diseases & Parasites
in Poultry*

Additional Handout

Station 3

Feed Tags

Additional Handout

RABBIT

Junior

Station 1

Conformation
Body Types

Chapter 3
Pages 28-29

Station 2

Anatomy-Parts

Chapter 3
Page 27

Station 3

Feed Tags

Chapter 6
Page 51

Senior

Station 1

Diseases and Health
Conditions*

Chapter 7
Pages 56-62

Station 2

Conformation
Body Types

Chapter 3
Pages 28-29

Station 3

Feed Tags

Chapter 6
Page 51

2023

January

- 1 New Year's Day-Extension Office Closed
- 10 CARTEENS Planning Mtg (Extension Office 5-7pm)
- 11 CARTEENS (Extension Office 6-9pm)
- 12 Horse Committee (Extension Office 6-8pm)
- 14 OFMA Junior Fair Conference
- 15 DNA/EID Kits Due to State
- 16 ML King Day-Extension Office Closed
- 17 Camp Counselor Applications Due to Extension Office
- 22 Shooting Sports Book Meeting
- 22 Shooting Sports Shirt Order Forms Due
- 25 New Camp Counselor Interviews (Extension Office 3-7pm)
- 26 Teen Ambassadors (Wise Building F.G. 5-6pm)
- 26 Junior Fair Board (Wise Building F.G. 6-8pm)
- 26 Senior Fair Board (SFB Office F.G. 8-10pm)
- 28 Horse Volunteer Conference
- 31 Achievement Record Due to Extension Office
- 31 Club Winter Packet Forms Due to Extension Office
- 31 New Volunteer Applications Due to Extension Office

February

- 1 CARTEENS (Extension Office 6-9pm)
- 2 4H Council Budget Committee Meeting (Extension Office 4:30pm)
- 2 4H Council (Extension Office 6-9pm)
- 9 Horse Committee (Extension Office 6-8pm)
- 10 Ohio 4H Conference Registrations Due to Extension Office
- 11 Shooting Sports Book Meeting-Held ONLY if JAN Mtg was cancelled
- 11 Shooting Sports Shirt Order Forms Due-if JAN Mtg was cancelled
- 13 New Volunteer Training (Extension Office 10-11:30am)
- 13 New Volunteer Training (Extension Office 6-7:30pm)
- 16 CARTEENS (Extension Office 6-9pm)
- 19 4H Marketing Event (Rural King 1-3pm)
- 20 Camp Counselor Training (Elkhorn Valley Camp 9am-3pm)
- 23 Teen Ambassadors (Wise Building F.G. 5-6pm)
- 23 LQA Test Out Session (Wise Building F.G. 5-6pm)
- 23 Junior Fair Board (Wise Building F.G. 6-8pm)
- 23 Senior Fair Board (SFB Office F.G. 8-10pm)
- 25 Annual Volunteer Training (Wise Building F.G. 9:30-11:30am)

March

- 1 4H Enrollment Deadline-Must be in 4H Online by end of day
- 6-10 Ohio 4H Week-Look for posts about daily events
- 8 Camp Counselor Training (Wise Building F.G. 6-8pm)
- 9 Horse Committee (Extension Office 6-8pm)
- 11 Ohio 4H Conference
- 13 Annual Volunteer Training (Extension Office 10-11:30am)
- 13 Annual Volunteer Training (Extension Office 6-7:30pm)
- 14-17 Ohio Beef Expo
- 15 Volunteer Fingerprint Deadline
- 15 Ohio 4-H Leadership Camp Registration Deadline
- 16 CARTEENS (Extension Office 6-9pm)
- 18 Shooting Sports Community Service Activity-TBD
- 18 Shooting Sports Parent Org.-Gun Raffle Tickets Due
- 22 Camp Counselor Training (Wise Building F.G. 6-8pm)
- 23 LQA Test Out Session (Wise Building F.G. 5-6pm)
- 23 Teen Ambassadors (Wise Building F.G. 5-6pm)
- 23 Junior Fair Board (Wise Building F.G. 6-8pm)
- 23 Senior Fair Board (SFB Office F.G. 8-10pm)
- 31 Registration Deadline SS Instructor Training WS

2023

April

- 1 Ohio 4-H Forestry Wildlife Conservation Camp Registration Deadline
- 4 CARTEENS (Extension Office 6-9pm)
- 6 4H Council (Extension Office 6-9pm)
- 7 Camp Counselor Training (Elkhorn Valley Camp 9am-3pm)
- 8-10 Ohio 4-H Shooting Sports Instructor (State) Training Workshop
- 10 BC 4H Scholarship App Due
- 11 LQA Program (Wise Building F.G. 6-8pm)
- 13 Horse Committee (Extension Office 6-8pm)
- 15 LQA Program (ULMS 9:30am-11:30am)
- 19 Camp Counselor Training (Wise Building F.G. 6-8pm)
- 22 Shooting Sports Shoot (Shotgun, Archery, Crossbow & Living History)
- 24 4H Council Scholarship Interviews (Extension Office 3-8pm)
- 24 Horse Kick-Off Registrations Due to Extension Office
- 25 LQA Program (Wise Building F.G. 6-8pm)
- 27 Teen Ambassadors (Wise Building F.G. 5-6pm)
- 27 Junior Fair Board (Wise Building F.G. 6-8pm)
- 27 Senior Fair Board (SFB Office F.G. 8-10pm)
- 28-30 Ohio 4-H Forestry Wildlife Conservation Camp (Canter's Cave; Jackson OH)
- 29 Shooting Sports Shoot (Pistol, Rifle & Muzzleloading)

May

- 1 Rabbit Registration Forms Due
- 1 Camp Counselor Training (Wise Building F.G. 6-8pm)
- 1 State Sea Camp Registration Deadline
- 6-7 Horse Kick-Off Event @ Fairgrounds
- 10 Camp Counselor Training (Wise Building F.G. 6-8pm)
- 11 Horse Committee (Extension Office 6-8pm)
- 13 Shooting Sports Shoot (Shotgun, Archery, Crossbow & Living History)
- 15 Horse Registration Forms Due to Extension Office
- 15 Market Hog & Feeder Tags available for pick-up @ Extension Office
- 17 CARTEENS (Extension Office 6-9pm)
- 20 Shooting Sports Shoot (Pistol, Rifle & Muzzleloading)
- 22 Junior Camp Registration Deadline
- 24 Horse Ride Night
- 25 Teen Ambassadors (Wise Building F.G. 5-6pm)
- 25 Junior Fair Board (Wise Building F.G. 6-8pm)
- 25 Senior Fair Board (SFB Office F.G. 8-10pm)
- 26 State Shooting Sports Camp-Junior Registration Deadline
- 29 Memorial Day-Extension Office Closed
- 31 Camp Counselor Training (Extension Office 6-8pm)

June

- 1 Market Hog Registration Forms Due to Extension Office
- 1 LQA Certification Deadline
- 1 4H Council & Scholarship Reception (Extension Office 5:30-8pm)
- 1-5 Ohio 4-H Leadership Camp (4-H Camp Ohio)
- 2-4 Conservation Camp-Multi County (Camp Piedmont)
- 3 Lamb & Goat Weigh-In (Fairgrounds 8-10am)
- 7-10 4H Junior Camp (Elkhorn Valley Camp)
- 9 State Shooting Sports Camp-Senior Registration Deadline
- 11 PAS Horse Show (Belmont & Guernsey Counties)
- 14 Horse Committee & Horse Ride Night
- 15 CARTEENS (Extension Office 6-9pm)
- 15 Feeder Calf Registration Forms Due to Extension Office
- 15 Market Hogs Tagging Deadline
- 16 Tagged Market Hogs Photo Upload Deadline (See Posted Requirements and Tutorials)
- 17 Shooting Sports Shoot, Competition, Covered Dish Lunch (ALL Disciplines)
- 19 Juneteenth-Extension Office Closed
- 21 OSF Livestock Entries Due Online
- 22 Teen Ambassadors (Wise Building F.G. 5-6pm)
- 22 Junior Fair Board (Wise Building F.G. 6-8pm)
- 22 Senior Fair Board (SFB Office F.G. 8-10pm)
- 23-25 State Shooting Sports Camp-Junior (Canter's Cave; Jackson OH)
- 27 Cloverbud Camp (Fairgrounds)

2023

July

- 1 Feeder Calves Tagging Deadline
- 1 OSF Horse Show Entry Due Online
- 2 Tagged Feeder Calves Photo Upload Deadline (See Posted Requirements and Tutorials)
- 4 Independence Day-Extension Office Closed
- 8 Shooting Sports Judging & Fun Shoot
- 9-14 State Shooting Sports Camp-Senior (Canter's Cave; Jackson OH)
- 11 Still Project Judging (ULMS Times to be Posted)
- 12 Horse Committee & Horse Ride Night (Fairgrounds 6-8pm)
- 13 CARTEENS (Extension Office 6-9pm)
- 14-18 State Sea Camp (Kelly's Island)
- 15 Ohio 4H Sea Camp
- 15-17 Ohio 4-H Shooting Sports (State) Junior Camp
- 22 Livestock Clinic (Fairgrounds Times to be Posted)
- 24-29 Ohio 4-H Shooting Sports (State) Senior Camp
- 26-6 Ohio State Fair
- 27 Junior Fair Board (Wise Building F.G. 6-8pm)
- 27 Senior Fair Board (SFB Office F.G. 8-10pm)

August

TBD (Early Fall)

- 1-6 Ohio State Fair-Continues from July
- 8 Livestock Skill-a-thon (ULMS Times to be Posted)
- 9 Horse Committee & Horse Ride Night (Fairgrounds 6-8pm)
- 12 Rabbit Round-Up (Fairgrounds 8-10am)
- 12 Poultry Pullorum Testing (Fairgrounds 10am-Noon)
- 15 Livestock Entries Due (Stall Forms-All Exhibited Livestock)
- 15 Make-up Judging
- 19 Horse Ride Night & Potluck Dinner (Fairgrounds 4pm)
- 22 CARTEENS (Extension Office 6-9pm)
- 24 Royalty Orientation (Wise Building F.G. 4:30pm)
- 24 Junior Fair Board (Wise Building F.G. 6-8pm)
- 24 Senior Fair Board (SFB Office F.G. 8-10pm)
- 25 Club Fair Packets Available for Pick-Up by Advisors
- TBD (Early Fall) Registration Deadline SS Instructor Training WS

September

- 1 Extension Office moves to Fairgrounds-Set Up Fair Office
- 4-10 Belmont County Fair
- 4 Belmont County Junior Fair Awards Ceremony (See Fairtab for Time)
- 4 Labor Day-Extension Office Closed
- 14 Horse Committee (Fairgrounds 6-8pm)
- 19-21 Farm Science Review
- 21 CARTEENS (Extension Office 6-9pm)
- 28 Junior Fair Board (Wise Building F.G. 6-8pm)
- 28 Senior Fair Board (SFB Office F.G. 8-10pm)
- 30-2 Ohio 4-H Shooting Sports Instructor (State) Training Workshop

2023

October

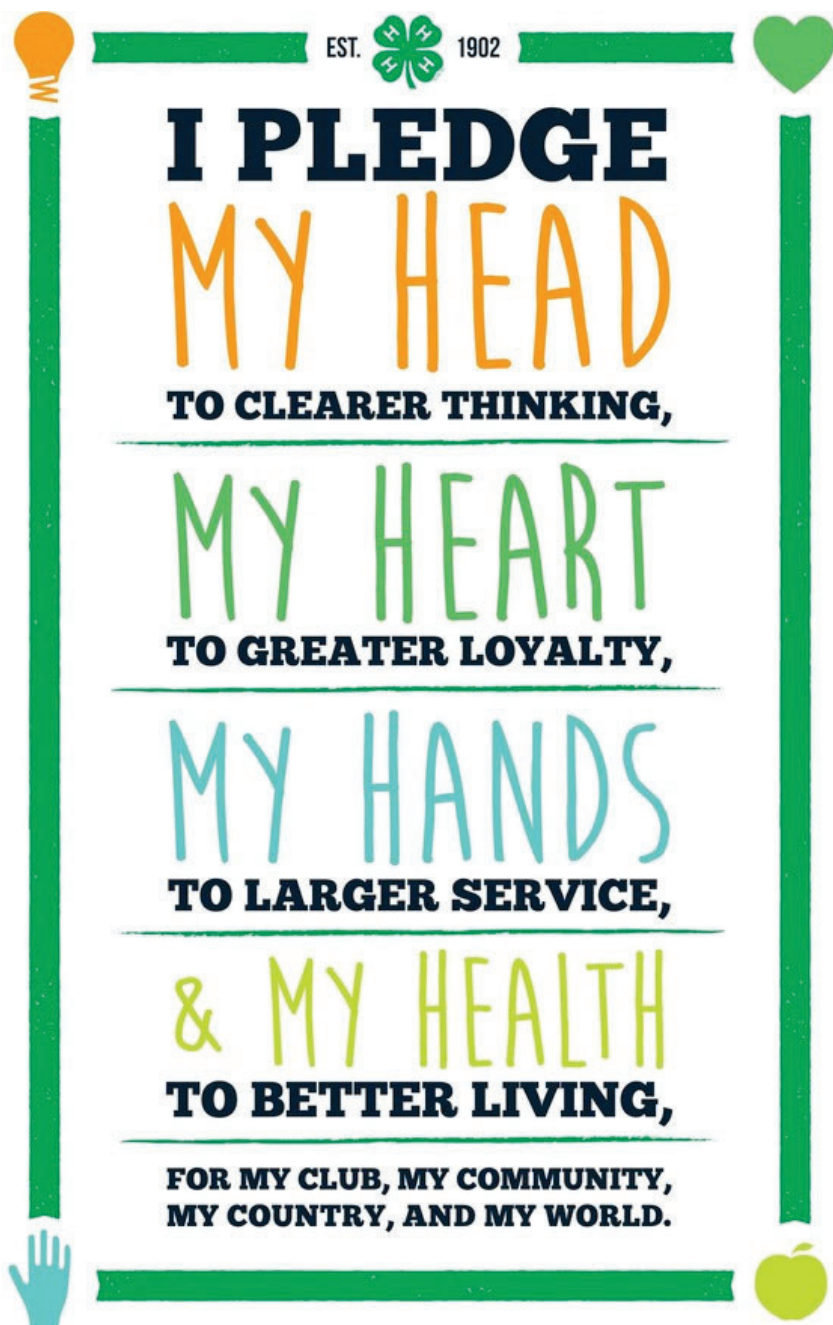
- 1 JFB Applications Due
- 1-7 National 4H Week
- 5 4H Council (Extension Office 6-8pm)
- 12 Horse Committee (Extension Office 6-8pm)
- 19 CARTEENS (Extension Office 6-9pm)
- 25 Belmont County Reverse Raffle
- 26 Teen Ambassadors (Wise Building F.G. 5-6pm)
- 26 Junior Fair Board (Wise Building F.G. 6-8pm)
- 26 Senior Fair Board (SFB Office F.G. 8-10pm)
- 31 4-H Club Paperwork Due to the Extension Office

November

- 2 Belmont County Dairy Banquet
- 4 4H Youth Recognition Event (TBD)
- 9 Horse Committee (Extension Office 6-8pm)
- 13-17 Regional Conversation Event-Limited Staff Availability
- 15 Shooting Sports Safety Meeting-Mandatory for upcoming 4H year (TBD)
- 16 Teen Ambassadors (Wise Building F.G. 5-6pm)
- 16 Junior Fair Board (Wise Building F.G. 6-8pm)
- 16 Senior Fair Board (SFB Office F.G. 8-10pm)
- 18 Market Steer Weigh-In for upcoming 4H year (Fairgrounds 8-10am)
- 23-24 Thanksgiving Holiday-Extension Office Closed
- 30 CARTEENS (Extension Office 6-9pm)

December

- 7 4H Council & Potluck Dinner (Extension Office 6-8pm)
- 12 CARTEENS (Extension Office 6-9pm)
- 21 Senior Fair Board (SFB Office F.G. 8-10pm)
- 25-31 Holiday Break-Extension Office Closed Dec 25-Jan 3



belmont.osu.edu



THE OHIO STATE UNIVERSITY
EXTENSION



Printed June 2023