


4-H Project Participation

Project Selection

Each year, 4-H members must choose at least one project to complete. 4-H projects are designed to help members explore topics of interest to them. Projects may also help members explore potential career fields. Each 4-H project provides a variety of educational experiences and helps members learn by doing. Members have opportunities to share what they learn through demonstrations at club meetings, county project judging events, and exhibition at the county fair.

Ohio has 4-H projects on many different topics such as Animals, Cooking, Creative Arts, Gardening, Healthy Living, And Natural Resources, just to name a few. The complete list of 4-H projects is available in the Ohio 4-H Family Guide, Print Copies are mailed to each "Enrolled" Family or a copy can be picked up at the Extension Office. Additionally, you can download a copy at <https://ohio4h.org/familyguide>



Ohio 4-H Project Central www.projectcentral.ohio4h.org is an online resource that allows you to preview project books and read reviews from other 4-H members who have taken the projects.

When choosing a project, it is important to consider your interests and abilities and the amount of time and resources required to complete the project.

Projects in the 4-H Family Guide and on 4-H Project Central are categorized as Beginner, Intermediate, or Advanced level projects and have recommended age ranges for each of these levels. You can take multiple projects in one year, but it is better to complete a smaller number of high-quality projects, than to take many projects and find that you don't have time to finish them.

Review the Project Guides in this Handbook to see if the project is a good pick for you!



4-H Still Projects - Areas of Interest

About 4-H	8
Cake Decorating	9
Clothing and Textiles	10
Companion Animals	11
Creative Arts - Miscellaneous.....	12
Engineering Excitement	13
Family Life	14
Food & Nutrition	15
Healthy Living	16
Home Living	17
Leadership	18
Natural Resources	19-21
Photography	22
Quilting	23
Self Determined - General	24
STEM - Science, Technology, Engineering, and Math	25-26
Tractor	27
Veterinary Science	31
Welding	28
Woodworking	29
Workforce Preparation	30
Writing	32

ABOUT 4-H

PROJECT GUIDE

1

Project Selection:

91 Discovering 4-H*

92 4-H Around the Globe



*NOT A STATE FAIR PROJECT--COUNTY LEVEL ONLY

Ways to Complete a Project:

- Attend Still Project Judging
 - Eligible for County Awards
 - Eligible for State Fair Participation
- Attend Still Project Make-Up Judging
 - INELIGIBLE for County Awards
 - INELIGIBLE for State Fair Participation
 - Projects Exhibited will receive a Participation Ribbon Only
- Arrange Club Advisor Review
 - INELIGIBLE for County Awards
 - INELIGIBLE for State Fair Participation
 - Projects Exhibited will receive a Participation Ribbon Only

2

All Non-Livestock Projects are Evaluated at Still Project Judging

Did You Know?

In order to be eligible to receive county fair Awards/Trophies, Grade Ribbons and the opportunity to go to State Fair, members are required to participate in Still Project Judging. This One-Day Event is typically held the first or second week of July -- Check with the Extension Office or Club Advisor for this year's date.



STILL PROJECT COUNTY JUDGING REQUIREMENTS

3

Display Options:

- Products - made as part of the project. Examples include something sewn, home decor items, or a woodworking item. No "Prepared Food Items" should be brought.
- Portfolios or Scrapbooks - showing experiences from the project activities.
- Posters - used to give an overview of the project as a whole or a small portion of a topic learned. Posters can be no larger than 22x28 (Standard Size) when using Poster or Foam Board or 36x48 for a Standard Tri-Fold Board.
- Presentations - These could include Power Point or other digital slide show presentations, a short video or a live demonstration. Presentations should be no longer than 2 minutes in length and on a display large enough for the judge to see. (Phone screens are not permitted as viewing device)

4

Display
Completed Project Book
One Page Report

(If Not Included In Project Book)



Project Book Requirements



County Judging Requirements

CAKE DECORATING

PROJECT GUIDE

1

Project Selection:

492B Cake Decorating Beginner

492I Cake Decorating Intermediate

492A Cake Decorating Advanced



Ways to Complete a Project:

- Attend Still Project Judging
 - Eligible for County Awards
 - Eligible for State Fair Participation
- Attend Still Project Make-Up Judging
 - INELIGIBLE for County Awards
 - INELIGIBLE for State Fair Participation
 - Projects Exhibited will receive a Participation Ribbon Only
- Arrange Club Advisor Review
 - INELIGIBLE for County Awards
 - INELIGIBLE for State Fair Participation
 - Projects Exhibited will receive a Participation Ribbon Only

2

All Non-Livestock Projects are Evaluated at Still Project Judging

Did You Know?

In order to be eligible to receive county fair Awards/Trophies, Grade Ribbons and the opportunity to go to State Fair, members are required to participate in Still Project Judging. This One-Day Event is typically held the first or second week of July -- Check with the Extension Office or Club Advisor for this year's date.



STILL PROJECT COUNTY JUDGING REQUIREMENTS

3

Display Options:

- Portfolios or Scrapbooks - showing experiences from the project activities.
- Posters - used to give an overview of the project as a whole or a small portion of a topic learned. Posters can be no larger than 22x28 (Standard Size) when using Poster or Foam Board or 36x48 for a Standard Tri-Fold Board.
- Presentations - These could include Power Point or other digital slide show presentations, a short video or a live demonstration. Presentations should be no longer than 2 minutes in length and on a display large enough for the judge to see. (Phone screens are not permitted as viewing device)

TAKE NOTE

Decorated Cake

- Cake Decorating participants may decorate an actual cake, cupcake, or use a Styrofoam base for the cake decorated.
- Skills used on cakes should only be those in the current and previous checklist that the participant is completing.
- Cakes may not exceed 4 tiers.
- Cakes must be carried into the judging area by the 4-H member. No carts, wagons or other transportation devices may be used to bring the cake to the judging area.

4

Display
Decorated Cake
Pictures of 3 Other Cakes
Completed Project Book
One Page Report

(If Not Included In Project Book)

- ☒ Project Book Requirements
- ☒ County Judging Requirements

STATE FAIR
CREATIVE ARTS DAY 2

CLOTHING & TEXTILE

PROJECT GUIDE

1

Project Selection:

BEGINNER

407 Accessories for Teens

409 Sew Fun

410 Designed By Me

413 Sundresses and Jumpers

419 Terrific Tops

INTERMEDIATE

411 Em-bel-ish

412 Sew for Others

415 Ready, Set, Sew Active!

418 Loungewear

424 Clothing for Middle School

430 Shopping Savvy

ADVANCED

406 Clothes for High School & College

408 Creative Costumes

417 Dress-Up Outfit

420 Outerwear for Anywhere

425 Look Great for Less

426 Clothing for Your Career

432M Sewing and Textiles Master*

(Non-Clothing)



*NOT A STATE FAIR PROJECT--COUNTY LEVEL ONLY

Ways to Complete a Project:

- Attend Still Project Judging
 - Eligible for County Awards
 - Eligible for State Fair Participation
- Attend Still Project Make-Up Judging
 - INELIGIBLE for County Awards
 - INELIGIBLE for State Fair Participation
 - Projects Exhibited will receive a Participation Ribbon Only
- Arrange Club Advisor Review
 - INELIGIBLE for County Awards
 - INELIGIBLE for State Fair Participation
 - Projects Exhibited will receive a Participation Ribbon Only

2

All Non-Livestock Projects are Evaluated at Still Project Judging

Did You Know?

In order to be eligible to receive county fair Awards/Trophies, Grade Ribbons and the opportunity to go to State Fair, members are required to participate in Still Project Judging. This One-Day Event is typically held the first or second week of July -- Check with the Extension Office or Club Advisor for this year's date.



STILL PROJECT COUNTY JUDGING REQUIREMENTS

3

Display Options:

- Products - made as part of the project. Examples include something sewn, home decor items, or a woodworking item. No "Prepared Food Items" should be brought.
- Portfolios or Scrapbooks - showing experiences from the project activities.
- Posters - used to give an overview of the project as a whole or a small portion of a topic learned. Posters can be no larger than 22x28 (Standard Size) when using Poster or Foam Board or 36x48 for a Standard Tri-Fold Board.
- Presentations - These could include Power Point or other digital slide show presentations, a short video or a live demonstration. Presentations should be no longer than 2 minutes in length and on a display large enough for the judge to see. (Phone screens are not permitted as viewing device)

4

Display

(Worn when Applicable)

Completed Project Book

One Page Report

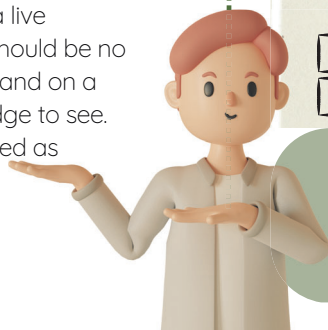
(If Not Included In Project Book)



Project Book Requirements



County Judging Requirements



COMPANION ANIMALS

PROJECT GUIDE

1

Project Selection:

200 All About Dogs	228PE Rabbit Pet
201D You and Your Dog	132 Llama and Alpacas*
201O Obedience (Dog)	173 Horseless Horse*
201S Showmanship (Dog)	<u>Self-Determined</u>
201P Performance (Dog)	365.01 Chinchillas
201W Working Dogs	365.01 Ferrets
215 Cavy (Guinea Pig)	365.01 Hedgehogs
216 Purr-fect Pals (Cat)	365.01 Pigeons
217 Climbing Up (Cat)	365.01 Reptiles & Amphibians
218 Leaping Forward (Cat)	
220 Pocket Pets	

*NOT A STATE FAIR PROJECT--COUNTY LEVEL ONLY

Ways to Complete a Project:

- Attend Still Project Judging
 - Eligible for County Awards
 - Eligible for State Fair Participation
- Attend Still Project Make-Up Judging
 - INELIGIBLE for County Awards
 - INELIGIBLE for State Fair Participation
 - Projects Exhibited will receive a Participation Ribbon Only
- Arrange Club Advisor Review
 - INELIGIBLE for County Awards
 - INELIGIBLE for State Fair Participation
 - Projects Exhibited will receive a Participation Ribbon Only

2

All Non-Livestock Projects are Evaluated at Still Project Judging

Did You Know?

In order to be eligible to receive county fair Awards/Trophies, Grade Ribbons and the opportunity to go to State Fair, members are required to participate in Still Project Judging. This One-Day Event is typically held the first or second week of July -- Check with the Extension Office or Club Advisor for this year's date.



STILL PROJECT COUNTY JUDGING REQUIREMENTS

3

Display Options:

- Products - made as part of the project. Examples include something sewn, home decor items, or a woodworking item. No "Prepared Food Items" should be brought.
- Portfolios or Scrapbooks - showing experiences from the project activities.
- Posters - used to give an overview of the project as a whole or a small portion of a topic learned. Posters can be no larger than 22x28 (Standard Size) when using Poster or Foam Board or 36x48 for a Standard Tri-Fold Board.
- Presentations - These could include Power Point or other digital slide show presentations, a short video or a live demonstration. Presentations should be no longer than 2 minutes in length and on a display large enough for the judge to see. (Phone screens are not permitted as viewing device)

4

Display
Project Records (365.01)
Completed Project Book
One Page Report

(If Not Included In Project Book)

DO NOT BRING ANIMAL TO JUDGING OR FAIR

- ☒ Project Book Requirements
- ☒ County Judging Requirements

STATE FAIR
COMPANION ANIMAL DAY

CREATIVE ARTS-MISCELLANEOUS

PROJECT GUIDE

1

Project Selection:

496 My Favorite Things

497 Scrapbooking

592 Get Started in Art

593 Seeing Through Graphic Design

Self Determined

365.02 Miniature Gardens (Fairy)

365.02 Paper Craft

365.02 String Art



Ways to Complete a Project:

- Attend Still Project Judging
 - Eligible for County Awards
 - Eligible for State Fair Participation
- Attend Still Project Make-Up Judging
 - INELIGIBLE for County Awards
 - INELIGIBLE for State Fair Participation
 - Projects Exhibited will receive a Participation Ribbon Only
- Arrange Club Advisor Review
 - INELIGIBLE for County Awards
 - INELIGIBLE for State Fair Participation
 - Projects Exhibited will receive a Participation Ribbon Only

2

All Non-Livestock Projects are Evaluated at Still Project Judging

Did You Know?

In order to be eligible to receive county fair Awards/Trophies, Grade Ribbons and the opportunity to go to State Fair, members are required to participate in Still Project Judging. This One-Day Event is typically held the first or second week of July -- Check with the Extension Office or Club Advisor for this year's date.



STILL PROJECT COUNTY JUDGING REQUIREMENTS

3

Display Options:

- Products - made as part of the project. Examples include something sewn, home decor items, or a woodworking item. No "Prepared Food Items" should be brought.
- Portfolios or Scrapbooks - showing experiences from the project activities.
- Posters - used to give an overview of the project as a whole or a small portion of a topic learned. Posters can be no larger than 22x28 (Standard Size) when using Poster or Foam Board or 36x48 for a Standard Tri-Fold Board.
- Presentations - These could include Power Point or other digital slide show presentations, a short video or a live demonstration. Presentations should be no longer than 2 minutes in length and on a display large enough for the judge to see. (Phone screens are not permitted as viewing device)

4

Display

(Project Specific Display Types Listed Below)

Sample of Collection & Display (496)

Project Scrapbook Only (497)

Project Portfolio Only (593)

All Other Projects-Pick Display Option

Completed Project Book

Project Records (365.02)

One Page Report

(If Not Included In Project Book)



Project Book Requirements



County Judging Requirements

STATE FAIR
CREATIVE ARTS DAY 1

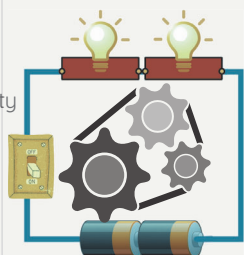
ENGINEERING EXCITEMENT

PROJECT GUIDE

1

Project Selection:

527 Magic of Electricity
528 Investigating Electricity
529 Wired for Power
530 Entering Electronics
531 Science Fun with Electricity
540 Not Just Knots
541 Crank It Up
542 Warm It Up
543 Tune It Up
544 Ready, Set, ...Mow



Ways to Complete a Project:

- Attend Still Project Judging
 - Eligible for County Awards
 - Eligible for State Fair Participation
- Attend Still Project Make-Up Judging
 - INELIGIBLE for County Awards
 - INELIGIBLE for State Fair Participation
 - Projects Exhibited will receive a Participation Ribbon Only
- Arrange Club Advisor Review
 - INELIGIBLE for County Awards
 - INELIGIBLE for State Fair Participation
 - Projects Exhibited will receive a Participation Ribbon Only

2

All Non-Livestock Projects are Evaluated at Still Project Judging

Did You Know?

In order to be eligible to receive county fair Awards/Trophies, Grade Ribbons and the opportunity to go to State Fair, members are required to participate in Still Project Judging. This One-Day Event is typically held the first or second week of July -- Check with the Extension Office or Club Advisor for this year's date.



STILL PROJECT COUNTY JUDGING REQUIREMENTS

3

Display Options:

- **Products** - made as part of the project. Examples include something sewn, home decor items, or a woodworking item. No "Prepared Food Items" should be brought.
- **Portfolios or Scrapbooks** - showing experiences from the project activities.
- **Posters** - used to give an overview of the project as a whole or a small portion of a topic learned. Posters can be no larger than 22x28 (Standard Size) when using Poster or Foam Board or 36x48 for a Standard Tri-Fold Board.
- **Presentations** - These could include Power Point or other digital slide show presentations, a short video or a live demonstration. Presentations should be no longer than 2 minutes in length and on a display large enough for the judge to see. (Phone screens are not permitted as viewing device)

4

Display
Completed Project Book
One Page Report
(If Not Included In Project Book)



Project Book Requirements
County Judging Requirements

STATE FAIR
STEM DAY

FAMILY LIFE

PROJECT GUIDE

1

Project Selection:

365.03 Babysitting (Self-Determined)

442 Family History Treasure Hunt

445 Becoming Money Wise

448 Teens On the Road to Financial Success



Ways to Complete a Project:

- Attend Still Project Judging
 - Eligible for County Awards
 - Eligible for State Fair Participation
- Attend Still Project Make-Up Judging
 - INELIGIBLE for County Awards
 - INELIGIBLE for State Fair Participation
 - Projects Exhibited will receive a Participation Ribbon Only
- Arrange Club Advisor Review
 - INELIGIBLE for County Awards
 - INELIGIBLE for State Fair Participation
 - Projects Exhibited will receive a Participation Ribbon Only

2

All Non-Livestock Projects are Evaluated at Still Project Judging

Did You Know?

In order to be eligible to receive county fair Awards/Trophies, Grade Ribbons and the opportunity to go to State Fair, members are required to participate in Still Project Judging. This One-Day Event is typically held the first or second week of July -- Check with the Extension Office or Club Advisor for this year's date.



STILL PROJECT ~ COUNTY JUDGING REQUIREMENTS

3

Display Options:

- Products - made as part of the project. Examples include something sewn, home decor items, or a woodworking item. No "Prepared Food Items" should be brought.
- Portfolios or Scrapbooks - showing experiences from the project activities.
- Posters - used to give an overview of the project as a whole or a small portion of a topic learned. Posters can be no larger than 22x28 (Standard Size) when using Poster or Foam Board or 36x48 for a Standard Tri-Fold Board.
- Presentations - These could include Power Point or other digital slide show presentations, a short video or a live demonstration. Presentations should be no longer than 2 minutes in length and on a display large enough for the judge to see. (Phone screens are not permitted as viewing device)

4

Display

(Project Specific Additions to Display Listed Below)
Family Group Sheets & Research (442)

Project Records (365.03)

Completed Project Book

One Page Report

(If Not Included In Project Book)



Project Book Requirements



County Judging Requirements

STATE FAIR
FAMILY LIFE DAY

FOOD AND NUTRITION

PROJECT GUIDE

1

Project Selection:

BEGINNER

459 Let's Start Cooking

481 Everyday Food and Fitness

484 Snack Attack!

487 Take a Break for Breakfast

INTERMEDIATE

461 Let's Bake Quick Breads

463 Sports Nutrition: Ready, Set, Go

472 Grill Master

475 Star Spangled Foods

477 Party Planner

485 Racing the Clock to Awesome Meals

486 Dashboard Dining

ADVANCED

462 Yeast Breads on the Rise

467 Cooking on My Own

469 Global Gourmet

474 Beyond the Grill

476 Kitchen Boss



Ways to Complete a Project:

- Attend Still Project Judging
 - Eligible for County Awards
 - Eligible for State Fair Participation
- Attend Still Project Make-Up Judging
 - INELIGIBLE for County Awards
 - INELIGIBLE for State Fair Participation
 - Projects Exhibited will receive a Participation Ribbon Only
- Arrange Club Advisor Review
 - INELIGIBLE for County Awards
 - INELIGIBLE for State Fair Participation
 - Projects Exhibited will receive a Participation Ribbon Only

2

All Non-Livestock Projects are Evaluated at Still Project Judging

Did You Know?

In order to be eligible to receive county fair Awards/Trophies, Grade Ribbons and the opportunity to go to State Fair, members are required to participate in Still Project Judging. This One-Day Event is typically held the first or second week of July -- Check with the Extension Office or Club Advisor for this year's date.



STILL PROJECT ~ COUNTY JUDGING REQUIREMENTS

3

Display Options:

Project Portfolio - 3-Pronged Folder or Binder

- Maximum of one page (one-sided only) per "Activity Area" or "Interest Area" as designated in the front of the project book
- Ideas for these pages include journaling, a timeline and photos taken during the project or any other format that would illustrate the work and knowledge of the participant.
- Each page could be different or can be a combination of styles -- allowing participant to reflect on their learning experiences.

4

Project Portfolio
Completed Project Book
One Page Report

(If Not Included In Project Book)

Participants **SHOULD NOT** bring prepared food, place settings, posters, daily menus or other props to judging.



Project Book Requirements



County Judging Requirements

STATE FAIR
FOOD AND NUTRITION DAYS

HEALTHY LIVING

PROJECT GUIDE

1

Project Selection:

300 You're the Athlete

351 Staying Healthy

352 Keeping Fit

353 First Aid in Action

354 Medicine Science and Safety

355 Tracking Your Health and Fitness

357 Alcohol and Drug Abuse

358 The Truth About Tobacco

359 Your Thoughts Matter

360 Your Feeling Matter

434 SuperHero You!



Ways to Complete a Project:

- Attend Still Project Judging
 - Eligible for County Awards
 - Eligible for State Fair Participation
- Attend Still Project Make-Up Judging
 - INELIGIBLE for County Awards
 - INELIGIBLE for State Fair Participation
 - Projects Exhibited will receive a Participation Ribbon Only
- Arrange Club Advisor Review
 - INELIGIBLE for County Awards
 - INELIGIBLE for State Fair Participation
 - Projects Exhibited will receive a Participation Ribbon Only

2

All Non-Livestock Projects are Evaluated at Still Project Judging

Did You Know?

In order to be eligible to receive county fair Awards/Trophies, Grade Ribbons and the opportunity to go to State Fair, members are required to participate in Still Project Judging. This One-Day Event is typically held the first or second week of July -- Check with the Extension Office or Club Advisor for this year's date.



STILL PROJECT ~ COUNTY JUDGING REQUIREMENTS

3

Display Options:

- **Products** - made as part of the project. Examples include something sewn, home decor items, or a woodworking item. No "Prepared Food Items" should be brought.
- **Portfolios or Scrapbooks** - showing experiences from the project activities.
- **Posters** - used to give an overview of the project as a whole or a small portion of a topic learned. Posters can be no larger than 22x28 (Standard Size) when using Poster or Foam Board or 36x48 for a Standard Tri-Fold Board.
- **Presentations** - These could include Power Point or other digital slide show presentations, a short video or a live demonstration. Presentations should be no longer than 2 minutes in length and on a display large enough for the judge to see. (Phone screens are not permitted as viewing device)

4

Display
Completed Project Book
One Page Report

(If Not Included In Project Book)



Project Book Requirements



County Judging Requirements

STATE FAIR
HEALTH DAY

HOME LIVING

PROJECT GUIDE

1

Project Selection:

405 The Laundry Project

491 It's My Home

494 Makeover My Space

495 Your First Home Away From Home



Ways to Complete a Project:

- Attend Still Project Judging
 - Eligible for County Awards
 - Eligible for State Fair Participation
- Attend Still Project Make-Up Judging
 - INELIGIBLE for County Awards
 - INELIGIBLE for State Fair Participation
 - Projects Exhibited will receive a Participation Ribbon Only
- Arrange Club Advisor Review
 - INELIGIBLE for County Awards
 - INELIGIBLE for State Fair Participation
 - Projects Exhibited will receive a Participation Ribbon Only

2

All Non-Livestock Projects are Evaluated at Still Project Judging

Did You Know?

In order to be eligible to receive county fair Awards/Trophies, Grade Ribbons and the opportunity to go to State Fair, members are required to participate in Still Project Judging. This One-Day Event is typically held the first or second week of July -- Check with the Extension Office or Club Advisor for this year's date.



STILL PROJECT COUNTY JUDGING REQUIREMENTS

3

Display Options:

- Products - made as part of the project. Examples include something sewn, home decor items, or a woodworking item. No "Prepared Food Items" should be brought.
- Portfolios or Scrapbooks - showing experiences from the project activities.
- Posters - used to give an overview of the project as a whole or a small portion of a topic learned. Posters can be no larger than 22x28 (Standard Size) when using Poster or Foam Board or 36x48 for a Standard Tri-Fold Board.
- Presentations - These could include Power Point or other digital slide show presentations, a short video or a live demonstration. Presentations should be no longer than 2 minutes in length and on a display large enough for the judge to see. (Phone screens are not permitted as viewing device)

4

Display

(Project Specific Additions to Display Listed Below)

Constructed Project Display (491)

Exhibit of Project Items & Records (494)

Exhibit of Project Items & Records (495)

Completed Project Book

One Page Report

(If Not Included In Project Book)



Project Book Requirements



County Judging Requirements

STATE FAIR
HOME DECORATING AND DESIGN
DAY

LEADERSHIP

PROJECT GUIDE

1

Project Selection:

365.06 Camp Counseling (Self-Determined)

370 Mentoring: Leadership in Action

371 Club Leadership 1

372 Diversity: The Source of Our Strength

373 My Hands to Larger Service

374 Teens on Board

375 Leadership Road Trip

376 Pantry Panic

377 Finding Your Voice: Public Speaking Made Easy

378M Leadership Master

383 Club Leadership 2



Ways to Complete a Project:

- Attend Still Project Judging
 - Eligible for County Awards
 - Eligible for State Fair Participation
- Attend Still Project Make-Up Judging
 - INELIGIBLE for County Awards
 - INELIGIBLE for State Fair Participation
 - Projects Exhibited will receive a Participation Ribbon Only
- Arrange Club Advisor Review
 - INELIGIBLE for County Awards
 - INELIGIBLE for State Fair Participation
 - Projects Exhibited will receive a Participation Ribbon Only

2

All Non-Livestock Projects are Evaluated at Still Project Judging

Did You Know?

In order to be eligible to receive county fair Awards/Trophies, Grade Ribbons and the opportunity to go to State Fair, members are required to participate in Still Project Judging. This One-Day Event is typically held the first or second week of July -- Check with the Extension Office or Club Advisor for this year's date.



STILL PROJECT COUNTY JUDGING REQUIREMENTS

3

Display Options:

- **Products** - made as part of the project. Examples include something sewn, home decor items, or a woodworking item. No "Prepared Food Items" should be brought.
- **Portfolios or Scrapbooks** - showing experiences from the project activities.
- **Posters** - used to give an overview of the project as a whole or a small portion of a topic learned. Posters can be no larger than 22x28 (Standard Size) when using Poster or Foam Board or 36x48 for a Standard Tri-Fold Board.
- **Presentations** - These could include Power Point or other digital slide show presentations, a short video or a live demonstration. Presentations should be no longer than 2 minutes in length and on a display large enough for the judge to see. (Phone screens are not permitted as viewing device)

4

Display

(Project Specific Additions to Display Listed Below)

Pictures of You in Action (374)

Completed Project Book

Project Records (365.06)

One Page Report

(If Not Included In Project Book)



Project Book Requirements



County Judging Requirements

STATE FAIR
LEADERSHIP DAY

NATURAL RESOURCES

PROJECT GUIDE

1

Project Selection:

611 Explore the Outdoors	644 Insect Adventures 1
612 Geology: Can You Dig It?	645 Insect Adventures 2
613 Exploring Polar Science	646 Insect Adventures 3
617 Exploring Ponds	670 Canning & Freezing
620 Why Trees Matter	671 How Does Your Garden Grow?
621 Ohio Birds	673 Edible Landscapes
622 Trapping Muskrats	691 Grow Your Own Vegetables
623 OA: Beginning Fishing	692 Growing with the Seasons
624 OA: Intermediate Fishing	630 Safe Use of Guns
641 Beekeeping	631 Basic Archery

Ways to Complete a Project:

- Attend Still Project Judging
 - Eligible for County Awards
 - Eligible for State Fair Participation
- Attend Still Project Make-Up Judging
 - INELIGIBLE for County Awards
 - INELIGIBLE for State Fair Participation
 - Projects Exhibited will receive a Participation Ribbon Only
- Arrange Club Advisor Review
 - INELIGIBLE for County Awards
 - INELIGIBLE for State Fair Participation
 - Projects Exhibited will receive a Participation Ribbon Only

2

All Non-Livestock Projects are Evaluated at Still Project Judging

Did You Know?

In order to be eligible to receive county fair Awards/Trophies, Grade Ribbons and the opportunity to go to State Fair, members are required to participate in Still Project Judging. This One-Day Event is typically held the first or second week of July -- Check with the Extension Office or Club Advisor for this year's date.



STILL PROJECT COUNTY JUDGING REQUIREMENTS

3

Display Options:

- **Products** - made as part of the project. Examples include something sewn, home decor items, or a woodworking item. No "Prepared Food Items" should be brought.
- **Portfolios or Scrapbooks** - showing experiences from the project activities.
- **Posters** - used to give an overview of the project as a whole or a small portion of a topic learned. Posters can be no larger than 22x28 (Standard Size) when using Poster or Foam Board or 36x48 for a Standard Tri-Fold Board.
- **Presentations** - These could include Power Point or other digital slide show presentations, a short video or a live demonstration. Presentations should be no longer than 2 minutes in length and on a display large enough for the judge to see. (Phone screens are not permitted as viewing device)

4

Display

(Project Specific Display Types Listed Below)

5 Annual Cuttings & Garden Picture (671)

3 Vegetables Grown & Garden Picture (691)

4 Vegetables Grown & Garden Picture (692)

(Project Specific Additions to Display Listed Below)

Journal of Hikes (611)

Record of Fish Caught (623,624)

Canned Food Item Prepared (670)

Picture of Garden (673)

Completed Project Book

One Page Report

(If Not Included In Project Book)



Project Book Requirements



County Judging Requirements

STATE FAIR
NATURAL RESOURCES DAY

NATURAL RESOURCES-SELF DETERMINED

PROJECT GUIDE

1

Project Selection:

365.04-Astronomy 365.04-Native American Artifacts
365.04-Bats 365.04-Paddle Water Sports
365.04-Climate Change 365.04-Shale Gas Extraction
365.04-Crop Production 365.04 Ways of Knowing Water
365.04-Field to Faucet 365.04-Weather
365.04-Flower Gardening
365.04-Get Started with Composting
365.04-Going Green
365.04-Miniature Gardens-Live Plants

Ways to Complete a Project:

- Attend Still Project Judging
 - Eligible for County Awards
 - Eligible for State Fair Participation
- Attend Still Project Make-Up Judging
 - INELIGIBLE for County Awards
 - INELIGIBLE for State Fair Participation
 - Projects Exhibited will receive a Participation Ribbon Only
- Arrange Club Advisor Review
 - INELIGIBLE for County Awards
 - INELIGIBLE for State Fair Participation
 - Projects Exhibited will receive a Participation Ribbon Only

2

All Non-Livestock Projects are Evaluated at Still Project Judging

Did You Know?

In order to be eligible to receive county fair Awards/Trophies, Grade Ribbons and the opportunity to go to State Fair, members are required to participate in Still Project Judging. This One-Day Event is typically held the first or second week of July -- Check with the Extension Office or Club Advisor for this year's date.



STILL PROJECT COUNTY JUDGING REQUIREMENTS

3

Display Options:

- **Products** - made as part of the project. Examples include something sewn, home decor items, or a woodworking item. No "Prepared Food Items" should be brought.
- **Portfolios or Scrapbooks** - showing experiences from the project activities.
- **Posters** - used to give an overview of the project as a whole or a small portion of a topic learned. Posters can be no larger than 22x28 (Standard Size) when using Poster or Foam Board or 36x48 for a Standard Tri-Fold Board.
- **Presentations** - These could include Power Point or other digital slide show presentations, a short video or a live demonstration. Presentations should be no longer than 2 minutes in length and on a display large enough for the judge to see. (Phone screens are not permitted as viewing device)

4

Display
Project Records
One Page Report
(If Not Included In Project Book)

- ☒ Project Book Requirements
- ☒ County Judging Requirements

STATE FAIR
NATURAL RESOURCES DAY

NATURAL RESOURCES-SHOOTING SPORTS

PROJECT GUIDE

1

Project Selection:

750 Rifle

751 Archery

752 Shotgun

753 Pistol

755 Muzzleloader

756 Living History

757 Crossbow



Ways to Complete a Project:

- Attend Still Project Judging
 - Eligible for County Awards
 - Eligible for State Fair Participation
- Attend Still Project Make-Up Judging
 - INELIGIBLE for County Awards
 - INELIGIBLE for State Fair Participation
 - Projects Exhibited will receive a Participation Ribbon Only
- Arrange Club Advisor Review
 - INELIGIBLE for County Awards
 - INELIGIBLE for State Fair Participation
 - Projects Exhibited will receive a Participation Ribbon Only

2

All Non-Livestock Projects are Evaluated at Still Project Judging

Did You Know?

In order to be eligible to receive county fair Awards/Trophies, Grade Ribbons and the opportunity to go to State Fair, members are required to participate in Still Project Judging. This One-Day Event is typically held the first or second week of July -- Check with the Extension Office or Club Advisor for this year's date.



STILL PROJECT ~ COUNTY JUDGING REQUIREMENTS

3

Display Options:

- Products - made as part of the project. Examples include something sewn, home decor items, or a woodworking item. No "Prepared Food Items" should be brought.
- Portfolios or Scrapbooks - showing experiences from the project activities.
- Posters - used to give an overview of the project as a whole or a small portion of a topic learned. Posters can be no larger than 22x28 (Standard Size) when using Poster or Foam Board or 36x48 for a Standard Tri-Fold Board.
- Presentations - These could include Power Point or other digital slide show presentations, a short video or a live demonstration. Presentations should be no longer than 2 minutes in length and on a display large enough for the judge to see. (Phone screens are not permitted as viewing device)

4

Display--See Below!
Completed Project Book
One Page Report

(If Not Included In Project Book)

TAKE NOTE

Guns, Bows, Arrows, Ammunition, and Weapons ARE NOT PERMITTED on the Fairgrounds, Schools or Extension Office or used as any part of your display.

DO NOT BRING YOUR GUN OR BOW TO JUDGING



Project Book Requirements



County Judging Requirements

STATE FAIR
NATURAL RESOURCES
SHOOTING SPORTS DAY

PHOTOGRAPHY

PROJECT GUIDE

1

Project Selection:

584 Photography Basic

585 Next Level Photography

586 Mastering Photography

589M Photography Master



Ways to Complete a Project:

- Attend Still Project Judging
 - Eligible for County Awards
 - Eligible for State Fair Participation
- Attend Still Project Make-Up Judging
 - INELIGIBLE for County Awards
 - INELIGIBLE for State Fair Participation
 - Projects Exhibited will receive a Participation Ribbon Only
- Arrange Club Advisor Review
 - INELIGIBLE for County Awards
 - INELIGIBLE for State Fair Participation
 - Projects Exhibited will receive a Participation Ribbon Only

2

All Non-Livestock Projects are Evaluated at Still Project Judging

Did You Know?

In order to be eligible to receive county fair Awards/Trophies, Grade Ribbons and the opportunity to go to State Fair, members are required to participate in Still Project Judging. This One-Day Event is typically held the first or second week of July -- Check with the Extension Office or Club Advisor for this year's date.



STILL PROJECT ~ COUNTY JUDGING REQUIREMENTS

3

Display Options:

Pick One-Applicable to Project

Single Print - a single print, mounted at the discretion of the exhibitor. (584, 585, 586)

Activity Illustration - A collection of prints illustrating one of the "activities" completed for the project, consisting of at least 5 and not more than 10 photographs mounted at the discretion of the exhibitor. (584, 585, 586)

Photo Story - A collection of prints illustrating a "Photo Story", consisting of at least 5 and not more than 10 photographs mounted at the discretion of the exhibitor. (584)

Single Print Intermediate - a single print, exhibiting a Photo Statuette or a Panorama of several pictures combined to make a single scene, mounted at the discretion of the exhibitor. (585)

Single Print -Enlargement - a single print, exhibiting an "Enlargement", mounted at the discretion of the exhibitor and accompanied by the original print. (585, 586)

News Story - A collection of prints illustrating a "News Story", which shall be an original photo mounted at the discretion of the exhibitor and be accompanied by the published article. (584, 586)

Single Print Master - a single print, illustrating "The Best" of the photographs demonstrating the Area of Interest chosen to "Master" in this year's project, mounted at the discretion of the exhibitor. (589M)

4

Display

(See Display Options for Applicable Projects, listed in parenthesis following Display Descriptions)

Completed Project Book

One Page Report

(If Not Included In Project Book)



Project Book Requirements



County Judging Requirements



QUILTING

PROJECT GUIDE

1

Project Selection:

365.05 Quilt (Self-Determined)

498 Quilting the Best Better

499 You Can Quilt



Ways to Complete a Project:

- Attend Still Project Judging
 - Eligible for County Awards
 - Eligible for State Fair Participation
- Attend Still Project Make-Up Judging
 - INELIGIBLE for County Awards
 - INELIGIBLE for State Fair Participation
 - Projects Exhibited will receive a Participation Ribbon Only
- Arrange Club Advisor Review
 - INELIGIBLE for County Awards
 - INELIGIBLE for State Fair Participation
 - Projects Exhibited will receive a Participation Ribbon Only

2

All Non-Livestock Projects are Evaluated at Still Project Judging

Did You Know?

In order to be eligible to receive county fair Awards/Trophies, Grade Ribbons and the opportunity to go to State Fair, members are required to participate in Still Project Judging. This One-Day Event is typically held the first or second week of July -- Check with the Extension Office or Club Advisor for this year's date.



STILL PROJECT ~ COUNTY JUDGING REQUIREMENTS

3

Display Options:

- Products - made as part of the project. Examples include something sewn, home decor items, or a woodworking item. No "Prepared Food Items" should be brought.

4

Display-Project Quilt
Project Records (365.05)
Completed Project Book
One Page Report
(If Not Included In Project Book)



Project Book Requirements



County Judging Requirements

STATE FAIR
QUILT DAY

SELF DETERMINED-GENERAL

PROJECT GUIDE

1

Project Selection:

365.00 3D Printing	365.00 Music
365.00 Amateur Radio	365.00 PhysBot
365.00 American Sign Language	365.00 Skateboarding
365.00 Clowning	365.00 Viruses, Bacteria, and Fungi, Oh My!
365.00 Computer Science	
365.00 Digital Media	
365.00 Disability Advocacy and Awareness	
365.00 Discovering Genetics	
365.00 Local Foods— Does It Matter What You Eat?	
365.00 Model Railroadng	

Ways to Complete a Project:

- Attend Still Project Judging
 - Eligible for County Awards
 - Eligible for State Fair Participation
- Attend Still Project Make-Up Judging
 - INELIGIBLE for County Awards
 - INELIGIBLE for State Fair Participation
 - Projects Exhibited will receive a Participation Ribbon Only
- Arrange Club Advisor Review
 - INELIGIBLE for County Awards
 - INELIGIBLE for State Fair Participation
 - Projects Exhibited will receive a Participation Ribbon Only

2

All Non-Livestock Projects are Evaluated at Still Project Judging

Did You Know?

In order to be eligible to receive county fair Awards/Trophies, Grade Ribbons and the opportunity to go to State Fair, members are required to participate in Still Project Judging. This One-Day Event is typically held the first or second week of July -- Check with the Extension Office or Club Advisor for this year's date.



STILL PROJECT COUNTY JUDGING REQUIREMENTS

3

Display Options:

- Products - made as part of the project. Examples include something sewn, home decor items, or a woodworking item. No "Prepared Food Items" should be brought.
- Portfolios or Scrapbooks - showing experiences from the project activities.
- Posters - used to give an overview of the project as a whole or a small portion of a topic learned. Posters can be no larger than 22x28 (Standard Size) when using Poster or Foam Board or 36x48 for a Standard Tri-Fold Board.
- Presentations - These could include Power Point or other digital slide show presentations, a short video or a live demonstration. Presentations should be no longer than 2 minutes in length and on a display large enough for the judge to see. (Phone screens are not permitted as viewing device)

4

Display
Project Records
One Page Report
(If Not Included In Project Book)



Project Book Requirements
County Judging Requirements

STEM-AEROSPACE SCIENCE

PROJECT GUIDE

1

Project Selection:

501 Rockets Away - 2-Liter Bottle Rockets
502 Science Fun with Flight
503 Rockets Away - Solid Fuel Model Rockets
503M Solid-Fuel Rocketry Master



Ways to Complete a Project:

- Attend Still Project Judging
 - Eligible for County Awards
 - Eligible for State Fair Participation
- Attend Still Project Make-Up Judging
 - INELIGIBLE for County Awards
 - INELIGIBLE for State Fair Participation
 - Projects Exhibited will receive a Participation Ribbon Only
- Arrange Club Advisor Review
 - INELIGIBLE for County Awards
 - INELIGIBLE for State Fair Participation
 - Projects Exhibited will receive a Participation Ribbon Only

2

All Non-Livestock Projects are Evaluated at Still Project Judging

Did You Know?

In order to be eligible to receive county fair Awards/Trophies, Grade Ribbons and the opportunity to go to State Fair, members are required to participate in Still Project Judging. This One-Day Event is typically held the first or second week of July -- Check with the Extension Office or Club Advisor for this year's date.



STILL PROJECT COUNTY JUDGING REQUIREMENTS

3

Display Options:

- Products - made as part of the project. Examples include something sewn, home decor items, or a woodworking item. No "Prepared Food Items" should be brought.
- Portfolios or Scrapbooks - showing experiences from the project activities.
- Posters - used to give an overview of the project as a whole or a small portion of a topic learned. Posters can be no larger than 22x28 (Standard Size) when using Poster or Foam Board or 36x48 for a Standard Tri-Fold Board.
- Presentations - These could include Power Point or other digital slide show presentations, a short video or a live demonstration. Presentations should be no longer than 2 minutes in length and on a display large enough for the judge to see. (Phone screens are not permitted as viewing device)

4

Display
Project Rocket/Flyer
Launch Records
One Page Report
(If Not Included In Project Book)



Project Book Requirements



County Judging Requirements



STATE FAIR
STEM DAY


STEM-MISCELLANEOUS

PROJECT GUIDE

1

Project Selection:

490 Science Fun with Dairy Foods
493 Science Fun with Kitchen Chemistry
500 Science Fun with Physics
509 Robotics Essentials
512M Robotics Master
517 Bicycling for Fun*
518 Wheels in Motion*
550 Young Engineers in Solar Energy
555 ATV Safety*



*NOT A STATE FAIR PROJECT--COUNTY LEVEL ONLY

Ways to Complete a Project:

- Attend Still Project Judging
 - Eligible for County Awards
 - Eligible for State Fair Participation
- Attend Still Project Make-Up Judging
 - INELIGIBLE for County Awards
 - INELIGIBLE for State Fair Participation
 - Projects Exhibited will receive a Participation Ribbon Only
- Arrange Club Advisor Review
 - INELIGIBLE for County Awards
 - INELIGIBLE for State Fair Participation
 - Projects Exhibited will receive a Participation Ribbon Only

2

All Non-Livestock Projects are Evaluated at Still Project Judging

Did You Know?

In order to be eligible to receive county fair Awards/Trophies, Grade Ribbons and the opportunity to go to State Fair, members are required to participate in Still Project Judging. This One-Day Event is typically held the first or second week of July -- Check with the Extension Office or Club Advisor for this year's date.



STILL PROJECT ~ COUNTY JUDGING REQUIREMENTS

3

Display Options:

- Products - made as part of the project. Examples include something sewn, home decor items, or a woodworking item. No "Prepared Food Items" should be brought.
- Portfolios or Scrapbooks - showing experiences from the project activities.
- Posters - used to give an overview of the project as a whole or a small portion of a topic learned. Posters can be no larger than 22x28 (Standard Size) when using Poster or Foam Board or 36x48 for a Standard Tri-Fold Board.
- Presentations - These could include Power Point or other digital slide show presentations, a short video or a live demonstration. Presentations should be no longer than 2 minutes in length and on a display large enough for the judge to see. (Phone screens are not permitted as viewing device)

4

Display
Completed Project Book
One Page Report
(If Not Included In Project Book)



Project Book Requirements



County Judging Requirements

STATE FAIR
STEM DAY

TRACTOR

PROJECT GUIDE

1

Project Selection:

551 Starting Up: Level A*

552 Gearing Up: Level B*

553 Moving Out: Level C*

554 Learning More: Level D*



*NOT A STATE FAIR PROJECT--COUNTY LEVEL ONLY

Ways to Complete a Project:

- Attend Still Project Judging
 - Eligible for County Awards
 - Eligible for State Fair Participation
- Attend Still Project Make-Up Judging
 - INELIGIBLE for County Awards
 - INELIGIBLE for State Fair Participation
 - Projects Exhibited will receive a Participation Ribbon Only
- Arrange Club Advisor Review
 - INELIGIBLE for County Awards
 - INELIGIBLE for State Fair Participation
 - Projects Exhibited will receive a Participation Ribbon Only

2

All Non-Livestock Projects are Evaluated at Still Project Judging

Did You Know?

In order to be eligible to receive county fair Awards/Trophies, Grade Ribbons and the opportunity to go to State Fair, members are required to participate in Still Project Judging. This One-Day Event is typically held the first or second week of July -- Check with the Extension Office or Club Advisor for this year's date.



STILL PROJECT COUNTY JUDGING REQUIREMENTS

3

Display Options:

- Products - made as part of the project. Examples include something sewn, home decor items, or a woodworking item. No "Prepared Food Items" should be brought.
- Portfolios or Scrapbooks - showing experiences from the project activities.
- Posters - used to give an overview of the project as a whole or a small portion of a topic learned. Posters can be no larger than 22x28 (Standard Size) when using Poster or Foam Board or 36x48 for a Standard Tri-Fold Board.
- Presentations - These could include Power Point or other digital slide show presentations, a short video or a live demonstration. Presentations should be no longer than 2 minutes in length and on a display large enough for the judge to see. (Phone screens are not permitted as viewing device)

4

Display
Completed Project Book
One Page Report

(If Not Included In Project Book)



Project Book Requirements



County Judging Requirements

STATE FAIR

NONE - DROPPED 2023

WELDING

PROJECT GUIDE

1

Project Selection:

573 Arcs and Sparks



Ways to Complete a Project:

- Attend Still Project Judging
 - Eligible for County Awards
 - Eligible for State Fair Participation
- Attend Still Project Make-Up Judging
 - INELIGIBLE for County Awards
 - INELIGIBLE for State Fair Participation
 - Projects Exhibited will receive a Participation Ribbon Only
- Arrange Club Advisor Review
 - INELIGIBLE for County Awards
 - INELIGIBLE for State Fair Participation
 - Projects Exhibited will receive a Participation Ribbon Only

2

All Non-Livestock Projects are Evaluated at Still Project Judging

Did You Know?

In order to be eligible to receive county fair Awards/Trophies, Grade Ribbons and the opportunity to go to State Fair, members are required to participate in Still Project Judging. This One-Day Event is typically held the first or second week of July -- Check with the Extension Office or Club Advisor for this year's date.



STILL PROJECT ~ COUNTY JUDGING REQUIREMENTS

3

Display Options:

- Products - made as part of the project. Examples include something sewn, home decor items, or a woodworking item. No "Prepared Food Items" should be brought. Please Note: For this project 2 Displays are required; one will be from the recommended projects in the 4-H project book Arcs and Sparks and the other will be one of their own design that will be no bigger than 6 ft. x 6 ft. x 3 ft. or no larger than 8 ft. x 8 ft. and 20 ft. for the Bigger Weldment Category.

4

Display-2 Welding Projects

One From Book

One Optional Design

Completed Project Book

One Page Report

(If Not Included In Project Book)



Project Book Requirements



County Judging Requirements



STATE FAIR
WELDING DAY

WOODWORKING

PROJECT GUIDE

1

Project Selection:

556 Measuring Up

557 Making the Cut

558 Nailing It Together

559 Finishing Up

560M Woodworking Master



Ways to Complete a Project:

- Attend Still Project Judging
 - Eligible for County Awards
 - Eligible for State Fair Participation
- Attend Still Project Make-Up Judging
 - INELIGIBLE for County Awards
 - INELIGIBLE for State Fair Participation
 - Projects Exhibited will receive a Participation Ribbon Only
- Arrange Club Advisor Review
 - INELIGIBLE for County Awards
 - INELIGIBLE for State Fair Participation
 - Projects Exhibited will receive a Participation Ribbon Only

2

All Non-Livestock Projects are Evaluated at Still Project Judging

Did You Know?

In order to be eligible to receive county fair Awards/Trophies, Grade Ribbons and the opportunity to go to State Fair, members are required to participate in Still Project Judging. This One-Day Event is typically held the first or second week of July -- Check with the Extension Office or Club Advisor for this year's date.



STILL PROJECT COUNTY JUDGING REQUIREMENTS

3

Display Options:

- Products - made as part of the project. Examples include something sewn, home decor items, or a woodworking item. No "Prepared Food Items" should be brought.

4

Display-Woodworking Project
Completed Project Book
One Page Report

(If Not Included In Project Book)



Project Book Requirements



County Judging Requirements



STATE FAIR
WOODWORKING DAY

WORKFORCE PREP

PROJECT GUIDE

1

Project Selection:

365.06 The Work World Is Calling...(Self Determined)

382 Am I Ready for Work?

386 You're Hired!

387 Here, There, Ag Career Are Everywhere

We're
Hiring

Ways to Complete a Project:

- Attend Still Project Judging
 - Eligible for County Awards
 - Eligible for State Fair Participation
- Attend Still Project Make-Up Judging
 - INELIGIBLE for County Awards
 - INELIGIBLE for State Fair Participation
 - Projects Exhibited will receive a Participation Ribbon Only
- Arrange Club Advisor Review
 - INELIGIBLE for County Awards
 - INELIGIBLE for State Fair Participation
 - Projects Exhibited will receive a Participation Ribbon Only

2

All Non-Livestock Projects are Evaluated at Still Project Judging

Did You
Know?

In order to be eligible to receive county fair Awards/Trophies, Grade Ribbons and the opportunity to go to State Fair, members are required to participate in Still Project Judging.

This One-Day Event is typically held the first or second week of July -- Check with the Extension Office or Club Advisor for this year's date.



STILL PROJECT COUNTY JUDGING REQUIREMENTS

3

Display Options:

- Products - made as part of the project. Examples include something sewn, home decor items, or a woodworking item. No "Prepared Food Items" should be brought.
- Portfolios or Scrapbooks - showing experiences from the project activities.
- Posters - used to give an overview of the project as a whole or a small portion of a topic learned. Posters can be no larger than 22x28 (Standard Size) when using Poster or Foam Board or 36x48 for a Standard Tri-Fold Board.
- Presentations - These could include Power Point or other digital slide show presentations, a short video or a live demonstration. Presentations should be no longer than 2 minutes in length and on a display large enough for the judge to see. (Phone screens are not permitted as viewing device)

4

Display

Project Records (365.06)

Completed Project Book

One Page Report

(If Not Included In Project Book)



Project Book Requirements



County Judging Requirements

STATE FAIR
WORKFORCE PREP DAY

VETERINARY SCIENCE

PROJECT GUIDE

1

Project Selection:

244 From Airedales to Zebras

245 All Systems Go!

246 On the Cutting Edge

Ways to Complete a Project:

- Attend Still Project Judging
 - Eligible for County Awards
 - Eligible for State Fair Participation
- Attend Still Project Make-Up Judging
 - INELIGIBLE for County Awards
 - INELIGIBLE for State Fair Participation
 - Projects Exhibited will receive a Participation Ribbon Only
- Arrange Club Advisor Review
 - INELIGIBLE for County Awards
 - INELIGIBLE for State Fair Participation
 - Projects Exhibited will receive a Participation Ribbon Only

2

All Non-Livestock Projects are Evaluated at Still Project Judging

Did You Know?

In order to be eligible to receive county fair Awards/Trophies, Grade Ribbons and the opportunity to go to State Fair, members are required to participate in Still Project Judging.

This One-Day Event is typically held the first or second week of July -- Check with the Extension Office or Club Advisor for this year's date.



STILL PROJECT COUNTY JUDGING REQUIREMENTS

3

Display Options:

- Products - made as part of the project. Examples include something sewn, home decor items, or a woodworking item. No "Prepared Food Items" should be brought.
- Portfolios or Scrapbooks - showing experiences from the project activities.
- Posters - used to give an overview of the project as a whole or a small portion of a topic learned. Posters can be no larger than 22x28 (Standard Size) when using Poster or Foam Board or 36x48 for a Standard Tri-Fold Board.
- Presentations - These could include Power Point or other digital slide show presentations, a short video or a live demonstration. Presentations should be no longer than 2 minutes in length and on a display large enough for the judge to see. (Phone screens are not permitted as viewing device)

4

Display
Completed Project Book
One Page Report

(If Not Included In Project Book)



Project Book Requirements



County Judging Requirements

STATE FAIR
VET SCIENCES DAY

WRITING

PROJECT GUIDE

1

Project Selection:

588 The Writer in You*



*NOT A STATE FAIR PROJECT--COUNTY LEVEL ONLY

Ways to Complete a Project:

- Attend Still Project Judging
 - Eligible for County Awards
 - Eligible for State Fair Participation
- Attend Still Project Make-Up Judging
 - INELIGIBLE for County Awards
 - INELIGIBLE for State Fair Participation
 - Projects Exhibited will receive a Participation Ribbon Only
- Arrange Club Advisor Review
 - INELIGIBLE for County Awards
 - INELIGIBLE for State Fair Participation
 - Projects Exhibited will receive a Participation Ribbon Only

2

All Non-Livestock Projects are Evaluated at Still Project Judging

Did You Know?

In order to be eligible to receive county fair Awards/Trophies, Grade Ribbons and the opportunity to go to State Fair, members are required to participate in Still Project Judging. This One-Day Event is typically held the first or second week of July -- Check with the Extension Office or Club Advisor for this year's date.



STILL PROJECT COUNTY JUDGING REQUIREMENTS

3

Display Options:

- Writing Portfolio - Portfolio of writings created throughout the completion of the Activities 2-10 in the Project Book. Gathered as Activity 11.

This portfolio must be submitted prior to Judging for Review.

Contact the Extension Office for Specific Date!

4

Display
Completed Project Book
One Page Report
(If Not Included In Project Book)



Project Book Requirements



County Judging Requirements

STATE FAIR

N/A